

revvity

Science is challenging.
It deserves assays
you can trust.

HTRF™ Product List

April 2024 - 26th Edition



Table of contents

Phosphorylation cellular assays	3
Phospho- and total protein cell-based assays	4
GPCRs	9
Gs, Gi, Gq protein and 2nd messengers	10
GTP binding	11
Arrestin signaling	11
Phosphorylation assays	12
Receptor binding assays - Tag-lite®	14
Cytokine assays	16
Cytokines: human, mouse, rat, cynomolgus	17
Immunity and cancer assays	19
Targeted Protein Degradation biochemical assays	20
STING and RIG-I assays	20
Cytokine receptor binding	20
Immune checkpoint assays	20
Adenosine receptor assays	20
KRAS assays	20
Biomarkers for main disease areas	21
Tools for PPIs and assay development	25
Anti-tag	26
Anti-immunoglobulin	27
Anti-camelid VHH	27
Affinity systems	28
Enzymatic assays	28
Do-it-yourself labeling	29
Kinase biochemical assays	30
KinEASE™	31
Kinase binding assays	32
Kinase-specific assays	33
Epigenetics	34
EPIgeneous® cellular assays	35
EPIgeneous® biochemical assays	35
Biotherapeutics	38
Therapeutic antibody screening	39
Clone screening and bioproduction	39
Clone screening and bioproduction	40
ADCC and CDC check kits	40
Custom Solutions	41
HTRF™ technology	43
How does it work?	43
Microplates	45
Readers	46



Phosphorylation cellular assays

Revvity's cellular protein Phosphorylation assays offer a rapid and streamlined alternative to more conventional technologies such as Western Blot, ELISA, or other luminescent assays. Our assays provide the sensitivity required to detect endogenous and basal levels of Phosphorylated proteins in samples.

Discover our 96-well Kit format, including the Revvity 96-low-volume plate, for simple pathway investigation and easy pipetting.

Features and applications

- < 1 hr bench time
- Cell-based assays
- Compatible with cell lysates, tissue extracts, xenografts, iPS cells, 3-D cell models
- 16 μ L sample
- More sensitive than Western Blot
- Pharmacological studies of pathway inhibitors, agonists, and allosteric modulators

Pathway readouts

- MAPK/ERK signaling
- MAPK/JNK signaling
- MAPK/p38 signaling
- EGF/ErbB signaling
- PI3K/AKT/mTOR signaling
- JAK/STAT signaling
- NF- κ B signaling
- Translational control
- Cell cycle
- Apoptosis
- Angiogenesis
- Immune cell signaling (TCR, BCR, Toll-Like Receptors, STING)

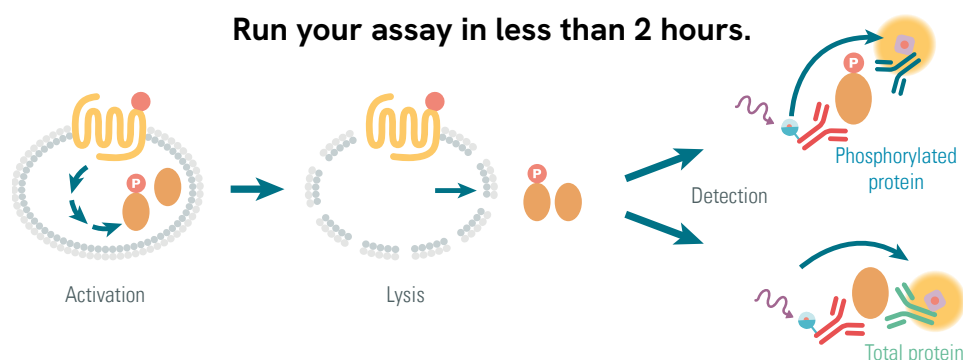
Phospho- and total protein cell-based assays

A full line of ready-to-use assays for measuring Phosphorylation levels and the Total expression of intracellular proteins.

Product	Size	Part Number
4EBP1, Phospho-T37/46 Kit	500 tests	64BP1PEG
Alpha-synuclein, Phospho-S129 Kit	500 tests	6FSYNPEG
Alpha-synuclein, Phospho-S129 Aggregation Kit	500 tests	64SYN29AGPEG
Alpha-synuclein, Total Kit	500 tests	6FNSYPEG
Alpha-Tubulin Housekeeping Kit	500 tests	64ATUBPEG
ACC, Phospho-S79 Kit	500 tests*	64ACCPEG
ACC, Total Kit	500 tests	64NACPEG
ADAR1, Total Kit	500 tests	64ADAR1TPEG
AKT, Phospho-S473 Kit	500 tests*	64AKSPEG
AKT, Phospho-T308 Kit	500 tests	64AKTPEG
AKT, Total Kit	500 tests*	64NKTPEG
AKT1, Phospho-S473 Kit	500 tests	63ADK078PEG
AKT1, Total Kit	500 tests	63ADK079PEG
AKT2, Phospho-S473 Kit	500 tests	63ADK080PEG
AKT2, Total Kit	500 tests	63ADK081PEG
AKT3, Phospho-S473 Kit	500 tests	63ADK082PEG
AKT3, Total Kit	500 tests	63ADK083PEG
ALK, Phospho-Y1604 Kit NEW	500 tests	64ALKY04PEG
ALK, Total Kit NEW	500 tests	64ALKTPEG
AMPK, Phospho-T172 Kit	500 tests*	64MPKPEG
AMPK, Total Kit	500 tests	63ADK060PEG
Androgen Receptor Kit	500 tests	64ANDRPEG

Also available under 10 000 tests and *96 tests.
Control lysates for each Kit are available separately.

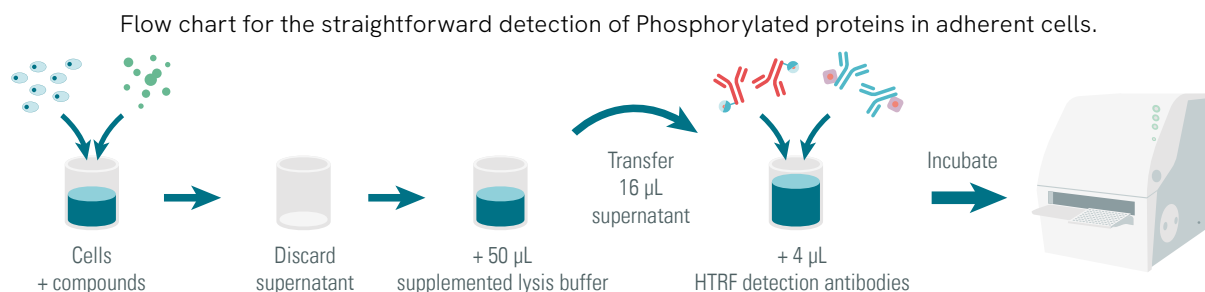
Product	Size	Part Number
Androgen Receptor Full Length Kit	500 tests	64ARFLPEG
Androgen Receptor Variant 7 Kit	500 tests	64ARV7PEG
AP2, Total Kit	500 tests	64AP2TPEB
ATF2, Phospho-T71 Kit	500 tests	63ADK015PEG
ATG14, Phospho-S29 Kit	500 tests	64ATG14S9PEG
ATG14, Total Kit	500 tests	64ATG14TPEG
ATG16L1, Phospho-S278 Kit	500 tests	64ATG16S8PEG
ATG16L1, Total Kit	500 tests	64ATG16TPEG
ATM, Phospho-S1981 Kit	500 tests	64ATMS1PEG
ATM, Total Kit	500 tests	64ATMTPEG
Aurora A, Phospho-T288 Kit	500 tests	64AURAT2PEG
Aurora A, Total Kit	500 tests	64AURATPEG
Aurora B, Phospho-T232 Kit	500 tests	64AURBT2PEG
Aurora B, Total Kit	500 tests	64AURBTPEG
BAD, Phospho-S112 Kit	500 tests*	64BADPEG
Beta Catenin, Phospho-T41/S33/37 Kit	500 tests	64CATPEG
B-Arrestin 1, Total Kit	500 tests	64BAR1TPEB
B-Arrestin 2 recruitment Kit	500 tests*	62BDBAR2PEB
B-arrestin 2, Total Kit	500 tests	64BAR2TPEB
Beta Catenin, Total Kit	500 tests	64NCAPEG
BRD2, Total Kit	500 tests	64BRD2TPEG
BRD3, Total Kit	500 tests	64BRD3TPEG
BRD4, Total Kit	500 tests </tr	



Bulk size available on request, contact us.

Product	Size	Part Number	Product	Size	Part Number
BRD7, Total Kit	500 tests	64BRD7TPEG	CREB, Phospho-S133 Kit	500 tests*	64CREPEG
BRD9, Total Kit	500 tests	64BRD9TPEG	CREB, Total Kit	500 tests	63ADK052PEG
BTK, Phospho-Y223 Kit	500 tests	63ADK017PEG	CREBBP, Total Kit	500 tests	64CREBBPTPEG
BTK, Total Kit	500 tests	63ADK064PEG	Cyclin B1, Total Kit	500 tests	64CYCB1TPEG
CDK1, Phospho-T14 Kit	500 tests	64CDK1T4PEG	Cyclin B1, Phospho-S126 Kit	500 tests	64CYCB1S1PEG
CDK1, Phospho-Y15 Kit	500 tests	64CDK1Y5PEG	Cyclin D1, Phospho-T286 Kit	500 tests	64CYCD1T6PEG
CDK1, Total Kit	500 tests	64CDK1TPEG	Cyclin D1, Total Kit	500 tests	64CYCD1TPEG
CDK2, Phospho-Y15 Kit	500 tests	64CDK2Y15PEG	Cyclin E1, Total Kit	500 tests	64CYCE1TPEG
CDK2, Total Kit	500 tests	64CDK2TPEG	c-Src, Phospho-Y419 Kit	500 tests	64SRCPEG
CDK4, Total Kit	500 tests	64CDK4TPEG	c-Src, Total Kit	500 tests	64NSRPEG
CDK5, Total Kit	500 tests	64CDK5TPEG	DDR1, Phospho-PanY Kit NEW	500 tests	64DDR1YPEG
CDK6, Total Kit	500 tests	64CDK6TPEG	DDR1, Phospho-Y513 Kit NEW	500 tests	64DDR1Y13PEG
CDK7, Total Kit	500 tests	64CDK7TPEG	DDR1, Phospho-Y796 Kit NEW	500 tests	64DDR1Y96PEG
CDK8, Total Kit	500 tests	64CDK8TPEG	DDR1, Total Kit NEW	500 tests	64DDR1TPEG
CDK9, Total Kit	500 tests	64CDK9TPEG	EGFR, Phospho-pan Kit	500 tests	64HR1PEG
CDK12, Total Kit	500 tests	64CDK12TPEG	EGFR, Phospho-Y1068 Kit	500 tests	64EG1PEG
Cereblon, Total Kit	500 tests	64CRBNPEG	EGFR, Total Kit	500 tests	64NG1PEG
cGAS, Total Kit	500 tests	64CGASTPEG	EGFR DEL19, Total Kit	500 tests	64EGFRD19PEG
CHK1, Phospho-S345 Kit	500 tests	64CHK1S5PEG	EGFR L858R, Total Kit	500 tests	64EGFRL8PEG
CHK1, Total Kit	500 tests	64CHK1TPEG	EIF2 alpha, Phospho-S52 Kit	500 tests	64EF2PEG
CHK2, Phospho-T68 Kit	500 tests	64CHK2T8PEG	EIF2 alpha, Total Kit	500 tests	64NEFPEG
CHK2, Total Kit	500 tests	64CHK2TPEG	EIF4E, Phospho-S209 Kit	500 tests	64EF4PEG
cJun, Phospho-S63 Kit	500 tests	64JUNPEG	eNOS, Phospho-S1177 Kit	500 tests	64ENOSS7PEG
Cofilin, Phospho-S3 Kit	500 tests	64COFS3PEG	eNOS, Total Kit	500 tests	64ENOSTPEG
Cofilin, Total Kit	500 tests	64COFTPEG	ERK, Phospho-T202 /Y204 Advanced Kit	500 tests*	64AERPEG
cRaf, Phospho-S338 Kit NEW	500 tests	63ADK018PEG	ERK, Phospho-T202/Y204 Kit	500 tests*	64ERKPEG
cRaf, Phospho-S43 Kit	500 tests	64CRAFS43PEG			
cRaf, Total Kit NEW	500 tests	64CRAFTPEG			

Also available under 10 000 tests and *96 tests.
Control lysates for each Kit are available separately.



Bulk size available on request, contact us.

Product	Size	Part Number
ERK, Total Kit	500 tests	64NRKPEG
Estrogen Receptor alpha, Total Kit	500 tests	64ERAPEG
FAK, Phospho-Y397 Kit	500 tests	64FAKPEG
FAK, Total Kit	500 tests	64NAKPEG
FGFR1, Phospho-Y653/654 Kit	500 tests	64FGFR1Y6PEG
FGFR1, Total Kit	500 tests	64FGFR1TPEG
FGFR2, Phospho-Y653/654 Kit	500 tests	64FGFR2Y6PEG
FGFR2, Total Kit	500 tests	64FGFR2TPEG
FGFR3, Phospho-Y647/648 Kit	500 tests	64FGFR3Y6PEG
FGFR3, Total Kit	500 tests	64FGFR3TPEG
FGFR4, Phospho-Y642 Kit	500 tests	64FGFR4Y6PEG
FGFR4, Total Kit	500 tests	64FGFR4TPEG
FLT3, Phospho-Y589/591 Kit	500 tests	64FLT3Y1PEG
FLT3, Phospho-Y842 Kit	500 tests	64FLT3Y2PEG
FLT3, Total Kit	500 tests	64FLT3TPEG
FoxO1, Phospho-S256 Kit	500 tests	64FOXPEG
FoxO1, Total Kit	500 tests	64NFOPEG
GSK3 alpha, Phospho-S21 Kit	500 tests	64GPAPEG
GSK3 alpha, Total Kit	500 tests	64GTAPEG
GSK3 beta, Phospho-S9 Kit	500 tests	64GPBPEG
GSK3 beta, Total Kit	500 tests	64GTBPEG
GSPT1, Total Kit	500 tests	64GSPT1TPEG
H2AX, Phospho-S139 Kit	500 tests	64H2XPEG
H2AX, Total Kit	500 tests	64H2AXTPEG
HDAC4, Phospho-S246 Kit	500 tests	64HDAC4S6PEG
HDAC4, Total Kit	500 tests	64HDAC4TPEG
HDAC5, Phospho-S259	500 tests	64HDAC5S9PEG
HDAC5, Total Kit	500 tests	64HDAC5TPEG
HER2, Phospho-Y1221/1222 Kit	500 tests	64HR2PEG
HER2, Total Kit	500 tests	64NR2PEG
HER3, Phospho-Y1289 Kit	500 tests	64HR3PEG
HER3, Total Kit	500 tests	64NR3PEG
Histone H3, Phospho-S10 Kit	500 tests	64HH3PEG

Also available under 10 000 tests and *96 tests.
Control lysates for each Kit are available separately.

Bulk size available on request, contact us.

Product	Size	Part Number
Histone H3, Phospho-T3 Kit	500 tests	63ADK061PEG
Histone H3, Total Kit	500 tests	64NH3PEG
IDO1, Total Kit	500 tests	64IDO1TPEG
IKK α , Phospho-S176/180 Kit	500 tests	64KKAS6PEG
IKK α , Total Kit	500 tests	64KKATPEG
IKKB, Phospho-S177/181 Kit	500 tests	64KKBPEG
IKKB, Total Kit	500 tests	63ADK097PEG
IKZF1, Total Kit	500 tests	64IKZF1TPEG
IKZF3, Total Kit	500 tests	64IKZF3TPEG
IRAK3, Total Kit	500 tests	63ADK101PEG
IRAK4, Total Kit	500 tests	63ADK108PEG
IR beta, Phospho-Y1150 /1151 Kit	500 tests	63ADK016PEG
IR beta, Total Kit	500 tests	63ADK019PEG
IRF3, Phospho-S386 Kit	500 tests	6FRF3PEG
IRF5, Total Kit	500 tests	64HIRF5PEG
IRS1, Phospho-Ser312 Kit	500 tests	64IRSPEG
IRS1, Total Kit	500 tests	64NRSPEG
IRS2, Total Kit	500 tests	64IRTPEG
Human JAK1, Phospho-Tyr1034/1035 Kit	500 tests	64JAK1Y10PEY
Human JAK1, Total Kit	500 tests	64JAK1TPEY
Human JAK2, Phospho-Tyr1007/1008 Kit	500 tests	64JAK2Y10PEY
Human JAK2, Total Kit	500 tests	64JAK2TPEY
Human JAK3, Total Kit	500 tests	64JAK3TPEY
JNK, Phospho-T183/Y185 Kit	500 tests	64JNKPEG
LC3B II, Total Kit	500 tests	64LC3B2PEG
LRRK2, Phospho-S935 Kit	500 tests	6FLRKPEG
LRRK2, Total Kit	500 tests	6FNRKPEG
MEK1, Phospho-S218/222 Kit	500 tests	64ME1PEG
MEK1, Phospho-S298 Kit	500 tests	64MEK1S98PEG
MEK1, Total Kit	500 tests	64NE1PEG
MEK1/2, Phospho-S218/222 Kit	500 tests	64ME2PEG
MET, Phospho-Y1234/1235 Kit	500 tests	64METY34PEG
MET, Total Kit	500 tests	64METTPEG
MKK4, Phospho-S257 Kit	500 tests	64MK4CPEG

Product	Size	Part Number
MKK4, Total Kit	500 tests	64NK4CPEG
MLKL, Phospho-S358 Kit	500 tests	64MLKLS8PEG
MLKL, Total Kit	500 tests	64MLKLTPEG
MNK, Phospho-T197/202 Kit	500 tests	63ADK022PEG
mTOR, Phospho-S2448 Kit	500 tests	64TORPEG
MSH3, Total Kit	500 tests	64MSH3TPEG
Myd88, Total Kit NEW	500 tests	64MYD88PEG
NDRG1, Phospho-S330 Kit	500 tests	63ADK093PEG
NDRG1, Phospho-T346 Kit	500 tests	63ADK092PEG
NDRG1, Total Kit	500 tests	63ADK094PEG
NFkB, Phospho-S536 Kit	500 tests*	64NFBPEG
NFkB, Total Kit	500 tests	64NFTPEG
NRF2, Total Kit	500 tests	64NRF2TPEG
p21, Total Kit	500 tests	64HP21PEG
P38, Phospho-T180/Y182 Kit	500 tests*	64P38PEG
P53, Phospho-S15 Kit	500 tests*	64P53PEG
P53, Total Kit	500 tests*	64T53PEG
P62/SQSTM1, Phospho-S403 Kit	500 tests	64P62S4PEG
P62/SQSTM1, Total Kit	500 tests*	64N62PEG
P300, Total Kit	500 tests*	64P300TPEG
p70S6K, Phospho-T389 Kit	500 tests	64S6KPEG
PDGFR beta, Phospho-Y751 Kit	500 tests	64PDGPEG
Phospholamban, Phospho-S16 Kit	500 tests	64PLN16PEG
Phospholamban, Phospho-T17 Kit	500 tests	63ADK074PEG
Phospholamban, Total Kit	500 tests	63ADK075PEG

Also available under 10 000 tests and *96 tests.
Control lysates for each Kit are available separately.

Master the art of cell signaling assays optimization

[Download guide](#)

Bulk size available on request, contact us.

Product	Size	Part Number
PINK1, Total Kit	500 tests	64PINKTPEG
PLCg1, Phospho-S1177 Kit	500 tests	64PLCG1Y3PEG
PLCg1, Total Kit	500 tests	64PLCG1TPEG
PLCg2, Phospho-Y1214 Kit	500 tests	64PLCG2Y7PEG
PLCg2, Total Kit	500 tests	64PLCG2TPEG
PLK1, Phospho-T210 Kit	500 tests	64PLKT2PEG
PLK1, Total Kit	500 tests	64PLKTPEG
Human Progesterone Receptor, Total Kit	500 tests	64HPRPEG
RAB10, Phospho-T73 Kit	500 tests	64RABT73PEG
RAB10, Total Kit	500 tests	64RAB10TPEG3
RB, Phospho-S780 Kit	500 tests	64RBS780PEG
RB, Phospho-S807/811 Kit	500 tests	64RB807PEG
RB, Total Kit	500 tests	64NRBPEG
RBM39, Total Kit	500 tests	64RBM39TPEG
RET, Phospho-pan/Y Kit	500 tests	64RETYPEG
RET, Total Kit	500 tests	64RETTPEG
RIPK1, Phospho-S166 Kit	500 tests	64RIPK1S1PEG
RIPK1, Total Kit	500 tests	64RIPK1TPEG
RSK1, Phospho-S380 Kit	500 tests	64RSK1S0PEG
RSK1, Phospho-T359 Kit	500 tests	64RSK1T9PEG
RSK1, Total Kit	500 tests	64RSK1TPEG
S6RP, Phospho-S235/236 Kit	500 tests	64RP6PEG
SHP1, Phospho-Y564 Kit	500 tests	64SH1PEG
SHP1, Total Kit	500 tests	64NH1PEG
SHP2, Phospho-Y542 Kit	500 tests	64SH2PEG
SHP2, Total Kit	500 tests	64NH2PEG
SLP-76, Phospho-S376 Kit	500 tests*	63ADK076PEG
SLP-76, Phospho-Y145 Kit	500 tests	64SLPY5PEG
SLP-76, Total Kit	500 tests	63ADK077PEG
Mouse SLP-76, Phospho-S376 Kit	500 tests	63ADK109PEG
Mouse SLP-76, Total Kit	500 tests	63ADK110PEG
SMAD1, Phospho-S463/465 Kit	500 tests*	63ADK062PEG
SMAD1, Total Kit	500 tests	63ADK063PEG
SMAD2, Phospho-S465/467 Kit	500 tests	64SMAD2S5PEG

Product	Size	Part Number
SMAD2, Total Kit	500 tests	64SMAD2TPEG
SMAD3, Phospho-S423/425 Kit	500 tests	63ADK025PEG
SMAD3, Total Kit	500 tests	64ND3PEG
SMAD4, Phospho-T277 Kit	500 tests	64SMAD4T7PEG
SMAD4, Total Kit	500 tests	64SMAD4TPEG
SMARCA2, Total Kit	500 tests	64SMARC2TPEG
SMARCA4, Total Kit	500 tests	64SMARC4TPEG
STAT1, Phospho-Y701 Kit	500 tests	63ADK026PEG
STAT1, Total Kit	500 tests	63ADK096PEG
STAT3, Phospho-Y705 Kit	500 tests*	62AT3PEG
STAT3, Total Kit	500 tests	64NT3PEG
STAT5, Phospho-Y694 Kit	500 tests	64AT5PEG
STAT6, Phospho-Y641 Kit	500 tests	64AT6PEG
STAT6, Total Kit	500 tests	64STAT6TPEG
Mouse STING, Phospho-S365 Kit	500 tests	64MSTGPEG
STING, Phospho-S366 Kit	500 tests	64STGPEG
STING, Total Kit	500 tests	64NTGPEG
Mouse STING, Total Kit	500 tests	64NMSTGPEG
GAPDH Housekeeping Kit	500 tests	64GAPDHPEG
SYK, Phospho-Y525/526 Kit	500 tests	64SYKY525PEG
SYK, Total Kit	500 tests	64SYKTPEG
Tau, Phospho-S202/T205 Kit	500 tests	64TS2PEG
Tau, Phospho-S356 Kit	500 tests	64S356PEG
Tau, Phospho-S404 Kit	500 tests	64TS4PEG
Tau, Phospho-T181 Kit	500 tests	64TT181PEG
Tau, Total Kit	500 tests	64NTAUPEG
TBK1, Phospho-S172 Kit	500 tests	64TBKPEG
TBK1, Total Kit	500 tests	64NTBPEG
TDP-43, Phospho-S409/410 Kit	500 tests	64TDPS4PEG
TDP-43, Total Kit	500 tests	64TDPTPEG
TFEB, Phospho-S211 Kit	500 tests	64TFEBS2PEG
TFEB, Total Kit	500 tests	64TFEBTPEG
Tie2, Phospho-Y992 Kit	500 tests	64TIEY2PEG
Ubiquitin, Phospho-S65 Kit	500 tests	64UBIS65PEG

Bulk size available on request, contact us.

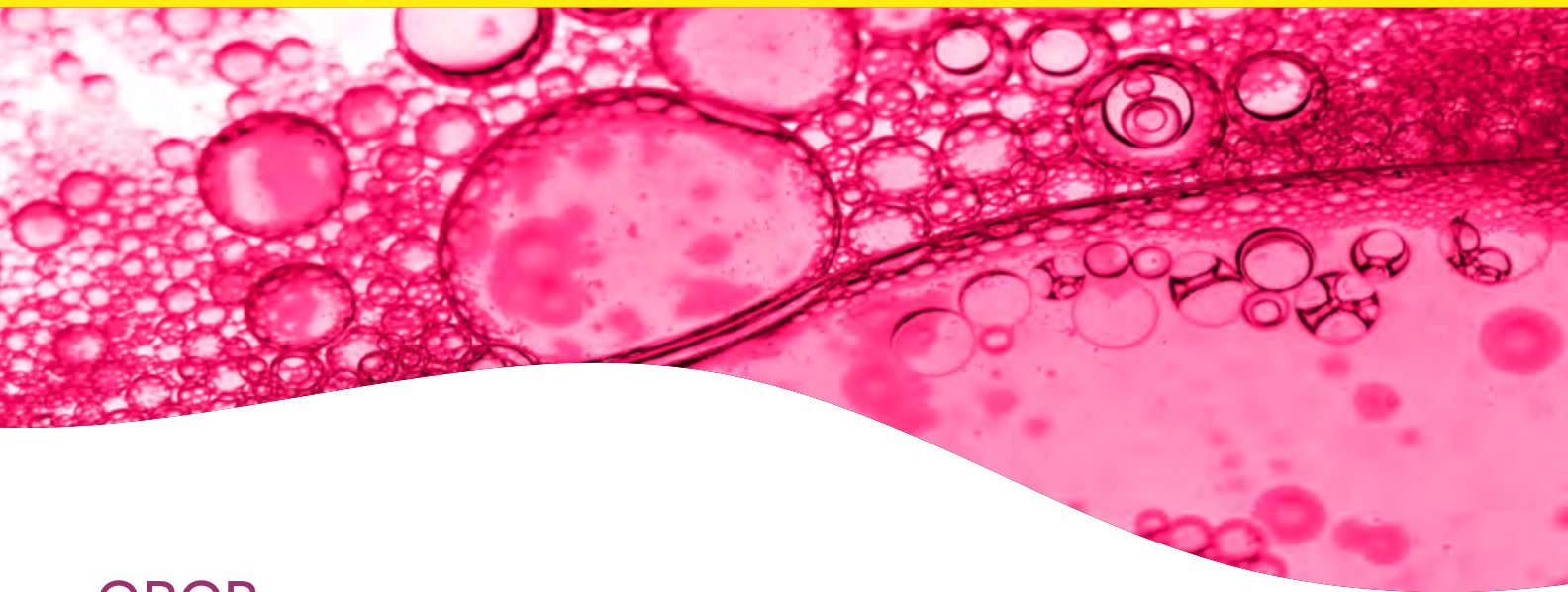
Product	Size	Part Number
TYK2, Phospho-Y1054/55 Kit	500 tests	64TYK2Y10PEG
TYK2, Total Kit	500 tests	64TYK2TPEG
ULK1, Phospho-S556 Kit	500 tests	64ULKS5PEG
ULK1, Phospho-S758 Kit	500 tests	64ULKPEG
ULK1, Total Kit	500 tests*	64ULKTPPEG
VASP, Phospho-S157 Kit	500 tests*	63ADK066PEG
VASP, Phospho-S239 Kit	500 tests*	63ADK065PEG
VASP, Total Kit	500 tests	63ADK067PEG
VAV1, Phospho-Y174 Kit	500 tests	64VAV1Y174PEG
VAV1, Total Kit	500 tests	64VAV1TPEG
VEGFR2, Total Kit	500 tests	64VEGFR2PEG
VEGFR2, Phospho-Y1175 Kit	500 tests	63ADK041PEG
Wee1, Total Kit	500 tests	64WEE1TPEG
XBP1, Total Kit	500 tests	64XBPTPEG
XBP1s, Kit	500 tests	64XBPSTPEG
YAP, Phospho-S127 Kit	500 tests	64YAPPEG
YAP, Total Kit	500 tests	64YATPEG
ZAP-70, Phospho-Y319 Kit	500 tests	64ZAPPEG
ZAP-70, Total Kit	500 tests	64ZATPEG

Lysis buffer and blocking reagent

Product	Size	Part Number
Phospho-Total protein lysis buffer #1	130 mL	64KL1FDF
Phospho-Total protein lysis buffer #2	130 mL	64KL2FDF
Phospho-Total protein lysis buffer #3	130 mL	64KL3FDF
Phospho-Total protein lysis buffer #4	130 mL	64KL4FDF
Phospho-Total protein lysis buffer #5	130 mL	64KL5FDF
Phospho-and Total protein blocking reagent	2 mL	64KB1AAC

No-wash, no gel, phosphorylation assays

[Learn more](#)



GPCRs

Revvity is a leader in G protein-coupled receptor research and drug discovery, with over 100 products and compelling scientific content in all categories of GPCR Binding and signaling.

Each year, hundreds of GPCR researchers around the globe trust our products to go further and faster in their research projects.

Applications

- Gs-, Gi/o-, Gq-coupled receptor activation
- Agonist, antagonist, inverse agonist, and allosteric modulator screening
- Detection of slow acting agonists and antagonists
- Phosphodiesterase (PDE) monitoring
- Adenylate cyclase activity assessment

GPCR platform

- Gs, Gi, Gq protein 2nd messengers
- GTP Binding
- Arrestin Signaling
- Phosphorylation assays
- Receptor Binding assays

Gs, Gi, Gq protein and 2nd messengers

cAMP Gs and cAMP Gi assays

A choice of 3 Kits to assess all Gs and Gi receptor configurations.

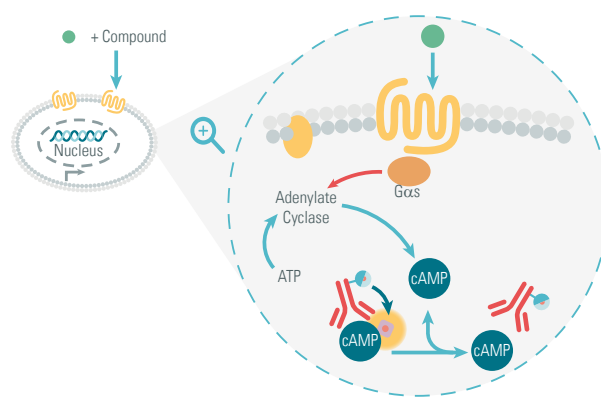
Product	Size	Part Number
cAMP - Gs Dynamic Kit	1 000 tests	62AM4PEB
cAMP - Gs HiRange Kit	1 000 tests	62AM6PEB
cAMP - Gi Kit	1 000 tests	62AM9PEB

Also available under 20 000 tests

cAMP - Gs HiRange Kit is suitable for membrane preparations.

Product	Size	Part Number
IBMX - Phosphodiesterase inhibitor	40 μ L*	62AMXADA
Forskolin - Adenylyl cyclase activator	40 μ L**	62AMYADA

Also available under *500 μ L and **800 μ L



IP-One - Gq assay: go for better compound pharmacology!

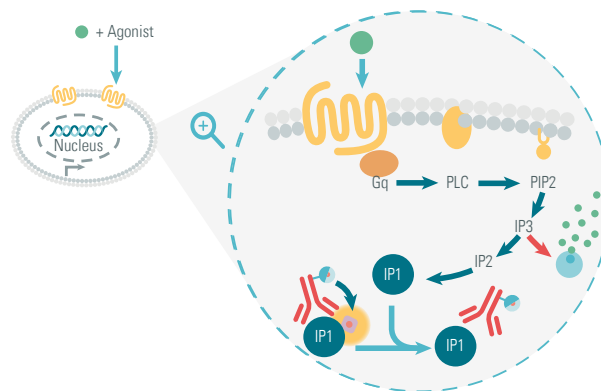
Cellular assays for quantifying IP1, a downstream metabolite of IP3 which is stable in the presence of LiCl.

IP-One is the industry's preferred alternative to Calcium-Flux for primary screening and hit confirmation.

IP-One assays are provided in HTRF™ and ELISA formats.

Product	Size	Part Number
IP-One - Gq Kit	1 000 tests*	62IPAPEB
IP-One ELISA	96 tests**	72IP1PEA

Also available under *20 000 tests and **5 x 96 tests



Optimize your GPCR assays

[Download guides](#)

Bulk size available on request, contact us.

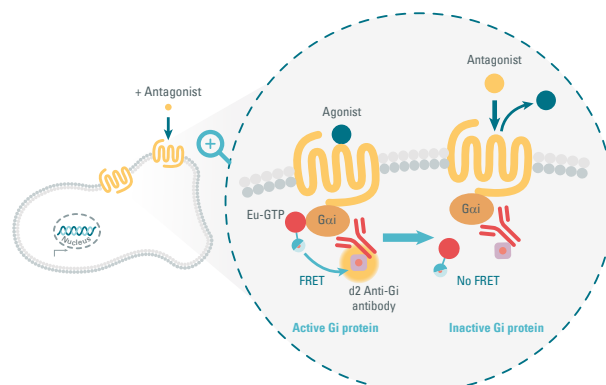
GTP binding

GTP Gi binding assay - GTPS

The GTP Gi Binding assay is designed to quantify GTP recruitment at the Gi-protein as a readout of GPCR activity.

Product	Size	Part Number
GTP Binding assay Kit	500 tests	62GTPPEG

Also available in 100 test format



Optimize your GTP Binding assays

[Download guides](#)

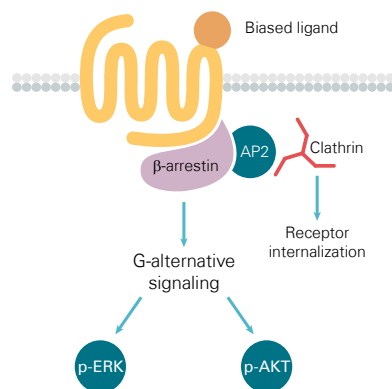
Arrestin signaling

β-arrestin kits

β-arrestin Kits enable the monitoring of endogenous β-arrestin 2 recruitment mediated by GPCR activation, and the detection of the expression of endogenous or overexpressed β-arrestin 1 or 2, or AP2.

Product	Size	Part Number
Beta-Arrestin 2 recruitment, Control Lysate	1 vial	62BDBAR2TDA
B-arrestin 2 recruitment, Kit	1000 tests	62BDBAR2PEB
B-arrestin 2, Total Kit	1000 tests	64BAR2TPEB
Wild type Beta-arrestin 2 Plasmid	10 µg	PWTBARR2
B-arrestin 1, Total Kit	1000 tests	64BAR1TPEB
AP2, Total Kit	1000 tests	64AP2TPEB

Also available in 20 000 tests format



For more information

[Visit webpage](#)

Bulk size available on request, contact us.

Phosphorylation assays

ERK1/2 assays

HTRF™ assays for the detection of Phosphorylated or Total ERK1/2.

The Phospho-Kits measure the Phosphorylation of specific residues (Thr202/Tyr204).

Product	Size	Part Number
Advanced ERK, Phospho-T202 / Y204 Kit	500 tests*	64AERPEG
ERK, Phospho-T202/Y204 Kit	500 tests	64ERKPEG
ERK, Total Kit	500 tests*	64NRKPEG

Also available under 10 000 tests and *96 tests

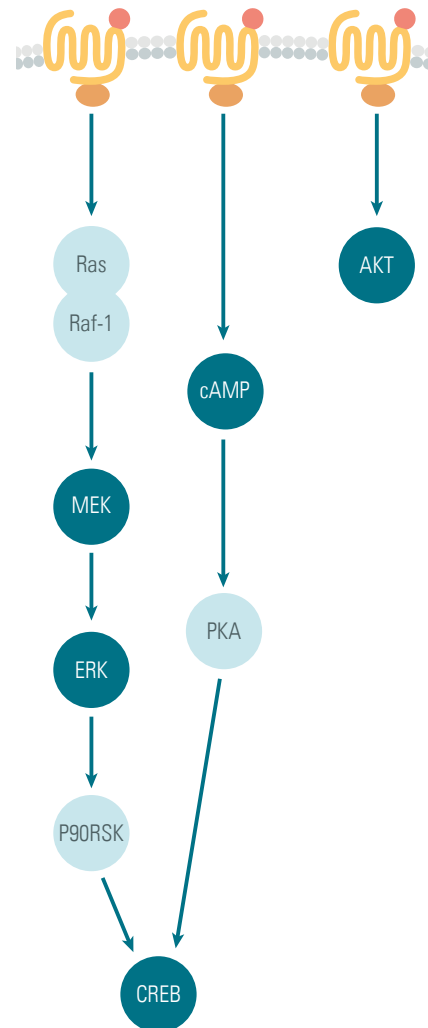
AKT assays

HTRF™ assays for the detection of Phosphorylated or Total AKT (protein kinase B).

Our Phospho-Kits measure the Phosphorylation of specific residues (Ser473 or Thr308).

Product	Size	Part Number
AKT, Phospho-S473 Kit	500 tests*	64AKSPEG
AKT, Phospho-T308 Kit	500 tests	64AKTPEG
AKT, Total Kit	500 tests*	64NKTPEG
AKT1, Phospho-S473 Kit	500 tests	63ADK078PEG
AKT1, Total Kit	500 tests	63ADK079PEG
AKT2, Phospho-S473 Kit	500 tests	63ADK080PEG
AKT2, Total Kit	500 tests	63ADK081PEG
AKT3, Phospho-S473 Kit	500 tests	63ADK082PEG
AKT3, Total Kit	500 tests	63ADK083PEG

Also available under 10 000 tests and *96 tests



When GPCR activation triggers protein Phosphorylation

Optimize your phospho-assays

[Download guide](#)

Bulk size available on request, contact us.

CREB assays

HTRF™ assays for the detection of Phosphorylated or Total CREB.

The Phospho-Kit measures the Phosphorylation of specific residues (Ser133).

Product	Size	Part Number
CREB, Phospho-S133 Kit	500 tests*	64CREPEG
CREB, Total Kit	500 tests	63ADK052PEG

Also available under 10 000 tests and *96 tests

STAT3 assays

HTRF™ assays for the detection of Phosphorylated or Total STAT3.

The Phospho-Kit measures the Phosphorylation of specific residues (Tyr705).

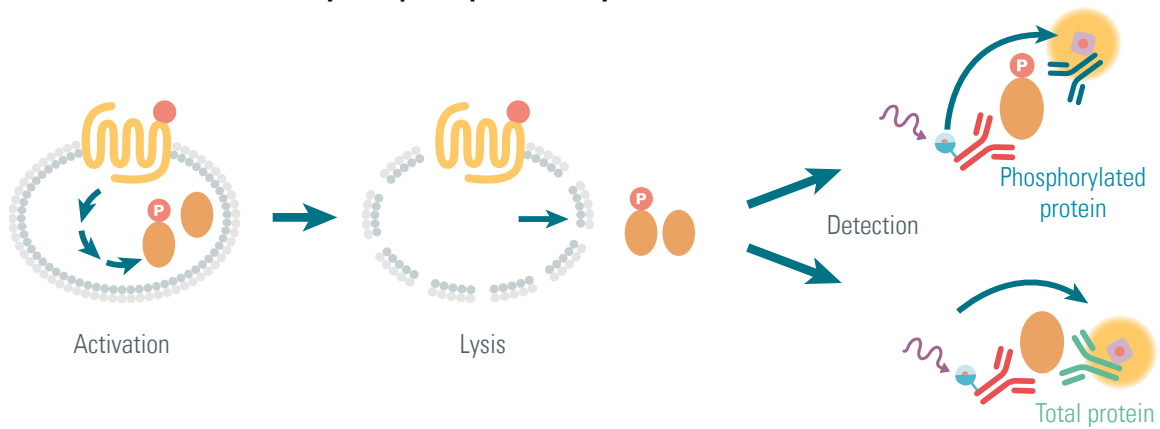
Product	Size	Part Number
STAT3, Phospho-Y705 Kit	500 tests*	62AT3PEG
STAT3, Total Kit	500 tests	64NT3PEG

Also available under 10 000 tests and *96 tests

No-wash, no gel, phosphorylation assays

[Learn more](#)

Run your phospho-assay in less than 2 hours!



Bulk size available on request, contact us.

Receptor binding assays - Tag-lite®

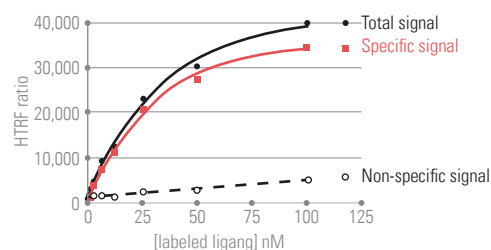
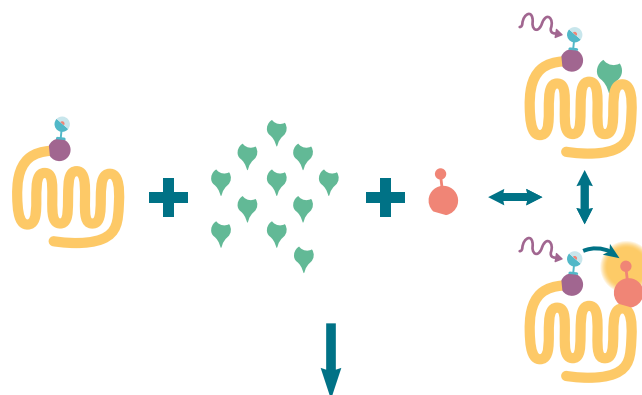
Cell-based Tag-lite® assays

Tag-lite® is a cell-based, no-wash alternative to traditional radioisotope assays for studying GPCR-ligand interaction.

The receptor of interest is expressed as a SNAP-tag® fusion protein, which is labeled in situ with an HTRF™ donor fluorophore, while the ligand is conjugated with the HTRF™ acceptor fluorophore.

Tag-lite® offers you:

- Saturability and high affinity ⇨ determines K_d values
- Reversibility and specificity ⇨ correlates K_i with radioactive data
- Functionality ⇨ second messenger accumulation is unaffected by SNAP-tag®
- A DIY process to label your own receptor



Family	Receptor	Ligand Part Number	Labeled cells Part Number	Stable cells Part Number
Adenosine	A1	L0067RED	C1TT1A1	
Adenosine	A2A	L0058RED	C1TT1A2A	
Adenosine	A2B	L0068RED	C1TT1A2B	
Adenosine	A3	L0069GRE	C1TT1A3	
Adrenoceptor	Beta 1	L0023GRE	C1TT1BETA1	
Adrenoceptor	Beta 2	L0011GRE	C1TT1BETA2	C1SU1BETA2
Angiotensin	AT2	L0007RED	C1TT1AT2	
Chemokine	CXCR4	L0012RED	C1TT1CXCR4	C1SU1CXCR4
Dopamine	D2	L0002RED	C1TT1D2	
Glucagon	GIPR	L0018RED	C1TT1GIPR	
Glucagon	GLP1	L0030RED	C1TT1GLP1	C1SU1GLP1
Opioid	Delta opioid	L0005RED	C1TT1DOP	
Opioid	Kappa opioid	L0005RED	C1TT1KOP	
Opioid	Mu opioid	L0005RED	C1TT1MOP	
Orexin	OX2	L0025RED	C1TT1OX2	
Serotonin	5HT1A	L0029RED	C1TT15HT1A	
Serotonin	5HT4	L0043RED	C1TT15HT4	
Vasopressin/Oxytocin	V2	L0063RED	C1TT1V2	C1PU1V2

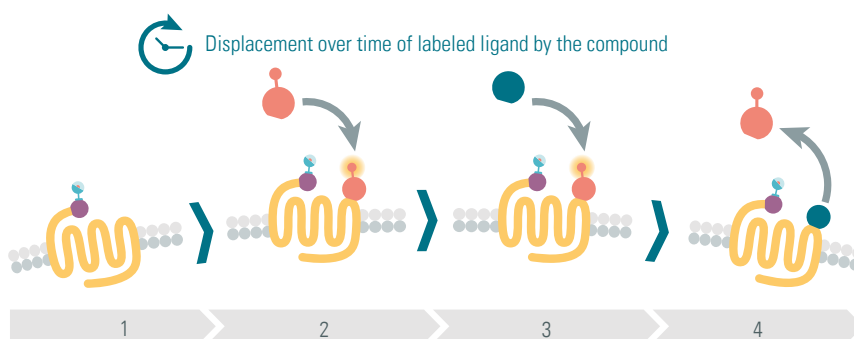
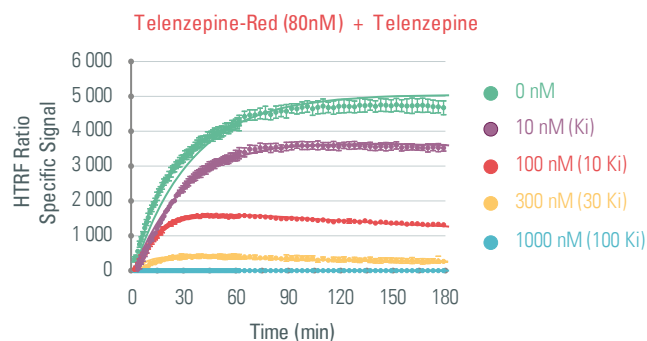
Check out www.cisbio.com/receptor-Binding-universe for more information and for an up-to-date listing of available assays.

Bulk size available on request, contact us.

Kinetic binding and residence time

Tag-lite® is quickly becoming the industry standard for studying receptor-ligand Binding interaction over time. Tag-lite® continues to demonstrate its effectiveness in the lab, taking the lead over traditional SPA and radioligand Binding assays for studying kinetic parameters:

- No separation steps = detailed kinetic traces
- Cell-based solution
- No radioactive waste
- Small quantities of labeled ligands



DIY: label your cell surface receptor!

Do you have an explorer mindset? These open access labeling reagents and plasmids include everything you need to set up exciting, colorful experiments using the Tag-lite® system.

Labeling medium	Size	Part Number
Tag-lite® labeling medium 5X	100 mL	LABMED

Substrates	Size	Part Number
SNAP-Lumi4-Tb	2 nmoles*	SSNPTBD
SNAP-Green	5 nmoles**	SSNPGRNE
SNAP-Red	20 nmoles***	SSNPREDE

Also available under *5 nmoles and 5 x 5 nmoles, ** 5 x 5 nmoles and *** 5 x 20 nmoles

Plasmids	Size	Part Number
SNAP-Tag-AT2 (Angiotensin)	10 µg	PSNAPAT2
SNAP-Tag-HTR4 (Serotonin)	10 µg	PSNAPHTR4
SNAP-Tag pT8-SNAP (Hygromycin)	10 µg	PT8SNAPHYG
SNAP-Tag pT8-SNAP (Neomycin)	10 µg	PT8SNAPNEO
SNAP-Tag pT8-SNAP (Zeocin)	10 µg	PT8SNAPZEO

More Tag-lite® plasmids and substrate available on cisbio.com

Bulk size available on request, contact us.

Cytokine assays

Revvity's Kits cover the full range of cytokines: interleukins, interferons (IFN), and chemokines.

All our assays enable the measurement of cytokine release in cell supernatant.

They have been validated in several cell lines, primary cells, and PBMCs.

The low sample requirement allows the quantification of multiple cytokines in parallel, from the same supernatant.

The HTRF™ protocol makes the Kits a fast alternative to ELISA or other measurement methods for researchers in oncology, NASH, immune tolerance, inflammatory diseases, or any other inflammation process.

Discover our 96-well format, including the Revvity 96-well low-volume plate, for simple pathway investigation and easy pipetting (p43).

Applications

- Oncology / Immuno-oncology
- NASH / fibrosis
- Diabetes
- CNS
- Cardiovascular
- Inflammation/neuroinflammation
- Pain
- Rare diseases

Features

- 16 µL sample
- < 2 hrs bench time
- Validated on PBMC
- Compatible with Revvity 96- and 384-well low-volume plates
- Allows multiple cytokine measurements from 1 sample

Cytokines: human, mouse, rat, cynomolgus

Product	Size	Part Number
Human CCL2 (MCP1) Kit	500 tests	62HCCL2PEG
Mouse CCL2 (MCP1) Kit	500 tests	62MCCL2PEG
Human CCL3 (MIP1a) Kit	500 tests	62HCCL3PEG
Human CCL4 Kit	500 tests	62HCCL4PEG
Human CCL5 (RANTES) Kit	500 tests	62HCCL5PEG
Human CCL20 Kit	500 tests	62HCC20PEG
Human CCL22 Kit	500 tests	62HCCL22PEG
Human CXCL1 (GROa) Kit	500 tests	62HCXC1PEG
Human CXCL10 (IP10) Kit	500 tests	62HCX10PEG
Human G-CSF Kit	500 tests	62HGCSFPEG
Human GM-CSF Kit	500 tests	62HGMCSFPEG
Human IFN alpha Kit	500 tests	62HIFNAPEG
Human IFN beta Kit	500 tests	62HIFNBPEG
Mouse IFN beta Kit	500 tests	62MIFNBPEG
Human IFN gamma Kit	500 tests*	62HIFNGPEG
Mouse IFN gamma Kit	500 tests	62MIFNGPEG
Human IL-1 alpha Kit	500 tests	62HIL1APEG
Mouse IL-1 alpha Kit	500 tests	62MIL1APEG
Human IL-1 beta High Performance Kit	500 tests	62HIL1B2PEG
Mouse IL-1 beta Kit	500 tests	62MIL1BPEG
Human IL-2 High Performance Kit	500 tests	62HIL02V2PEG
Mouse IL-2 Kit	500 tests	62MIL02PEG
Human IL-4 Kit	500 tests	62HIL04PEG
Human IL-5 Kit	500 tests	62HIL05PEG
Human IL-6 Kit	500 tests	62HIL06PEG
Mouse IL-6 Kit	500 tests*	62MIL06PEG
Human IL-8 Kit	500 tests*	62HIL08PEG
Human IL-10 Kit	500 tests	62HIL10PEG
Human IL-11 Kit	500 tests	62HIL11PEG
Human IL-12 Kit	500 tests	62HIL12PEG
Human IL-12/23 p40 Kit	500 tests	62HIL12P40PEG
Human IL-13 Kit	500 tests	62HIL13PEG

Also available under 10 000 tests and *96 tests.

Bulk size available on request, contact us.

Product	Size	Part Number
Human CCL2 (MCP1) standard	1 vial	62HCCL2CDA
Mouse CCL2 (MCP1) standard	1 vial	62MCCL2CDA
Human CCL3 (MIP1a) standard	1 vial	62HCCL3CDA
Human CCL4 standard	1 vial	62HCCL4CDA
Human CCL5 (RANTES) standard	1 vial	62HCCL5CDA
Human CCL20 standard	1 vial	62HCC20CDA
Human CCL22 standard	1 vial	62HCCL22CDA
Human CXCL1 (GROa) standard	1 vial	62HCXC1CDA
Human CXCL10 (IP10) standard	1 vial	62HCX10CDA
Human G-CSF standard	1 vial	62HGCSFCDA
Human GM-CSF standard	1 vial	62HGMCSFCDA
Human IFN alpha standard	1 vial	62HIFNACDA
Human IFN beta standard	1 vial	62HIFNBCDA
Mouse IFN beta standard	1 vial	62MIFNBCDA
Human IFN gamma standard	1 vial	62HIFNGCDA
Mouse IFN gamma standard	1 vial	62MIFNGCDA
Human IL-1 alpha standard	1 vial	62HIL1ACDA
Mouse IL-1 alpha standard	1 vial	62MIL1ACDA
Human IL-1 beta High Performance standard	1 vial	62HIL1B2CDA
Mouse IL-1 beta standard	1 vial	62MIL1BCDA
Human IL-2 High Performance standard	1 vial	62HIL02V2CDA
Mouse IL-2 standard	1 vial	62MIL02CDA
Human IL-4 standard	1 vial	62HIL04CDA
Human IL-5 standard	1 vial	62HIL05CDA
Human IL-6 standard	1 vial	62HIL06CDA
Mouse IL-6 standard	1 vial	62MIL06CDA
Human IL-8 standard	1 vial	62HIL08CDA
Human IL-10 standard	1 vial	62HIL10CDA
Human IL-11 standard	1 vial	62HIL11CDA
Human IL-12 standard	1 vial	62HIL12CDA
Human IL-12/23 p40 standard	1 vial	62HIL12P40CDA
Human IL-13 standard	1 vial	62HIL13CDA

Also available under 3 vials

Product	Size	Part Number
Human IL-15 Kit	500 test	62HIL15PEG
Human IL-17 Kit	500 tests*	62HIL17PEG
Mouse IL-17 Kit	500 tests	62MIL17PEG
Human IL-18 Kit	500 tests	62HIL18PEG
Human IL-22 Kit	500 tests	62HIL22PEG
Human IL-23 Kit	500 tests	62HIL23PEG
Human IL-31 Kit	500 tests	62HIL31PEG
TGF beta 1 Kit	500 tests	62HTGFBPEG
Human TNF alpha Kit	500 tests*	62HTNFAPEG
Mouse TNF alpha Kit	500 tests	62MTNFAPEG
Cynomolgus TNF alpha Kit	500 tests	62CTNFAPEG

Product	Size	Part Number
Human IL-15 standard	1 vial	62HIL15CDA
Human IL-17 standard	1 vial	62HIL17CDA
Mouse IL-17 standard	1 vial	62MIL17CDA
Human IL-18 standard	1 vial	62HIL18CDA
Human IL-22 standard	1 vial	62HIL22CDA
Human IL-23 standard	1 vial	62HIL23CDA
Human IL-31 standard	1 vial	62HIL31CDA
TGF beta 1 standard	1 vial	62HTGFBCDA
Human TNF alpha standard	1 vial	62HTNFACDA
Mouse TNF alpha standard	1 vial	62MTNFACDA
Cynomolgus TNF alpha standard	1 vial	62CTNFACDA

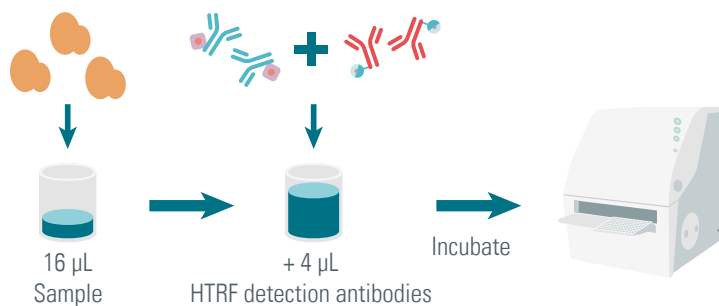
Also available under 10 000 tests and *96 tests.

Also available under 3 vials

Related assays

Product	Size	Part Number
Human Granzyme B Kit	500 tests	63ADK095PEH
Human Perforin-1 Kit	500 tests	63ADK100PEG

Also available under 10 000 tests



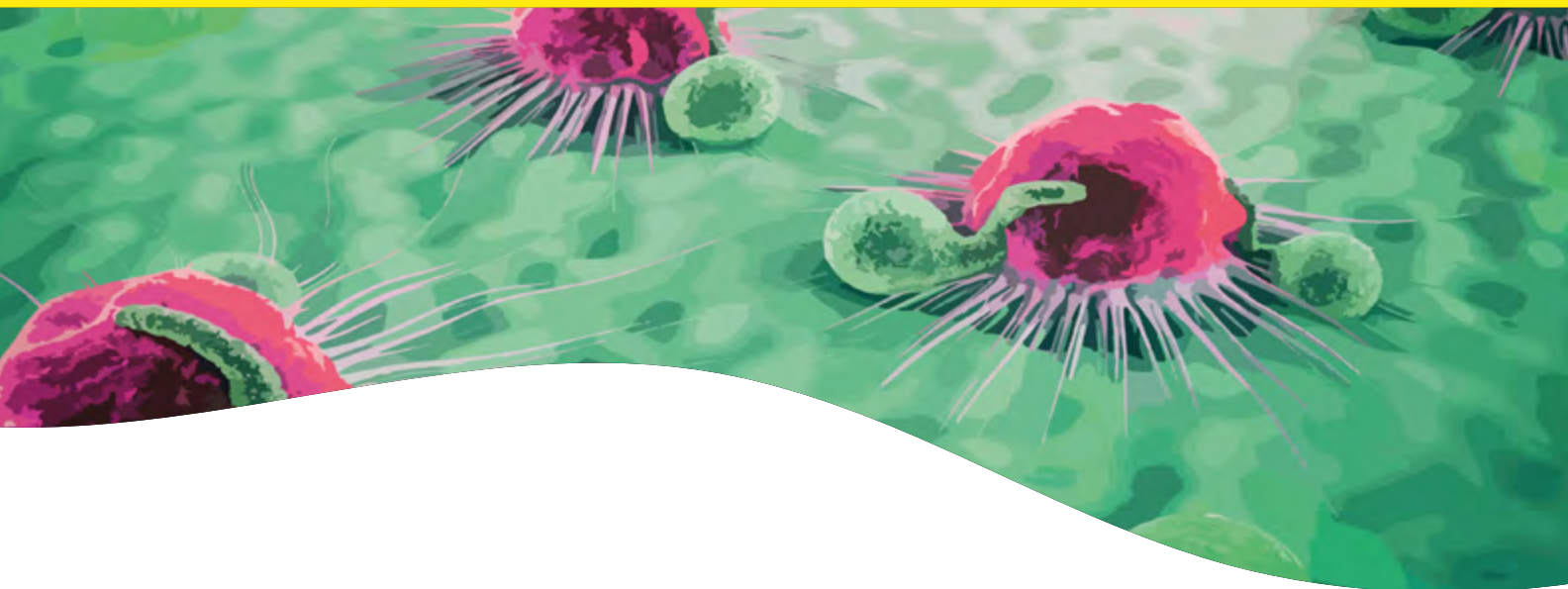
A guide to success with HTRF cytokines assays

[Download guide](#)

Monitor immune regulation the simple way

[Learn more](#)

Bulk size available on request, contact us.



Immunity and cancer assays

Applications

- Oncology
- Immuno-oncology
- Immune tolerance

Features

- Biochemical and cellular formats
- All components included in Kit
- Validated with reference Ab / compounds
- Screen for interaction inhibitors
- Targeted protein degradation

Discover our Immuno-oncology environment

[Visit webpage](#)

Adenosine receptor assays

Family	Receptor	Ligand Part Number	Labeled Cells Part Number
Adenosine	A1	L0067RED	C1TT1A1
Adenosine	A2A	L0058RED	C1TT1A2A
Adenosine	A2B	LO068RED	C1TT1A2B
Adenosine	A3	L0068GRE	C1TT1A3

Also available under 10 000 tests

Cytokine receptor binding

Product	Size	Part Number
IL6/IL6R Kit	500 tests	64BDIL6PEG
IL12/IL12Rb1 Kit	500 tests	64BDIL12PEG
IL23/IL12Rb1 Kit	500 tests	64BDPIL12PEG
IL23/IL23R Kit	500 tests	64BDPIL23PEG

Also available under 10 000 tests

Targeted Protein Degradation biochemical assays

Product	Size	Part Number
Cereblon, Total Kit	500 tests	64CRBNPEG
Cereblon Binding Kit	500 tests	64BDCRBNPEG
cIAP1 BIR2 Binding Kit	500 tests	64BDIAPB2PEG
cIAP1 BIR3 Binding Kit	500 tests	64BDIAPB3PEG
LCL161 - Red Ligand	500 tests	64BDIAPB3RED
KEAP1 Binding Kit	500 tests	64BDKEAP1PEG
KEAP1 - Red Ligand	500 tests	64BDKEAP1RED
MDM2 Binding Kit	500 tests	64BDMDM2PEG
MI-1061 - Red Ligand	500 tests	64BDMDM2RED
Human VHL Binding Kit	500 tests	64BDVHLPEG
VHL-Red Ligand	500 tests	64BDVHLRED
Human XIAP BIR2 Binding Kit	500 tests	64XIAPB2PEG
Human XIAP BIR3 Binding Kit	500 tests	64XIAPB3PEG
Human XIAP BIR3 Red Ligand	500 tests	64APOEPEG

Also available under 10 000 tests

Bulk size available on request, contact us.

STING and RIG-I assays

Product	Size	Part Number
Human STING Binding Kit	500 tests	64BDSTPEG
STING, Phospho-S366 Kit	500 tests	64STGPEG
STING, Total Kit	500 tests	64NTGPEG
Mouse STING, Phospho-S365 Kit	500 tests	64MSTGPEG
Mouse STING, Total Kit	500 tests	64NMSTGPEG
Human RIG-I Kit	500 tests	64BDRIGIPEG

Also available under 10 000 tests

Immune checkpoint assays

Product	Size	Part Number
CD47 / SIRP alpha Binding Kit	500 tests	64SIRPPEG
CTLA4/B7-1 Binding assay Kit *	500 tests	64ICP04PEG
CTLA4/B7-2 Binding assay Kit *	500 tests	64ICP05PEG
LAG3/MHC II Binding assay Kit	500 tests	64ICP03PEG
PD1/PD-L1 Binding assay Kit	500 tests	64PD1PEG

Also available under 10 000 tests / * **New** formulation


KRAS assays

Product	Size	Part Number
KRAS G12C GTP Binding Kit	500 tests	64BDKRASGPEG
KRAS G12C/SOS1 Binding Kit	500 tests	64KRASG12PEG
KRAS WT GTP Binding Kit	500 tests	64BDKRASWPEG
KRAS WT/SOS1 Binding Kit	500 tests	64KRASWTPEG

Also available under 10 000 tests

Explore the diversity of immune cells and signaling pathway

[Download guide](#)



Biomarkers for main disease areas

Revvity's Kits are developed to measure released and circulating biomarkers.

This offering covers multiple research areas, such as CNS, cardiovascular, inflammation, oncology, pain, metabolism, NASH, and diabetes.

The add-and-read HTRF™ protocol makes them a fast and accurate alternative to ELISA and other conventional methods. The assays measure biomarkers in supernatants or cell lysates.

Applications

- CNS
- Diabetes
- NASH
- Rare diseases
- Inflammation
- Cardiovascular
- Oncology
- Pain

Features

- Simple add-and-read method, alternative to ELISA
- < 1 hr bench time
- Compatible with Revvity 96-well low-volume plate
- All components included in Kit

Measure released and circulating biomarkers with HTRF

[Visit webpage](#)

Allergy

Product	Size	Part Number
Histamine - Dynamic Kit	500 tests	62HTMDPEG

Also available under 96 tests

Arachidonic pathway - inflammation

Product	Size	Part Number
LTB4 Kit	500 tests	64LB4PEG
LTC4 Kit	500 tests	64LC4PEG
Prostaglandin E2 Kit	500 tests	62P2APEG

Also available under 10 000 tests

Cardiovascular

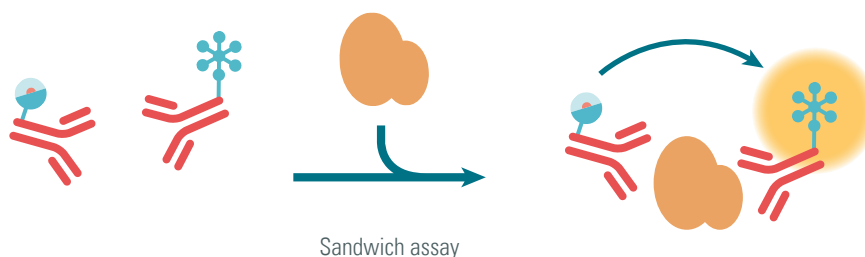
Product	Size	Part Number
cGMP Kit	500 tests*	62GM2PEG
Human Apolipoprotein A1 Kit	500 tests	64APAPEG
Human Apolipoprotein B Kit NEW	500 tests	64APOBPEG
Human Apolipoprotein C3 Kit	500 tests	63ADK001PEG
Human Apolipoprotein E Kit	500 tests	64APOEPEG
Human PCSK-9 Kit	500 tests	63ADK050PEG

Also available under 10 000 tests / ***New** formulation

CNS

Product	Size	Part Number
Ataxin 2 Kit	500 tests	64ATA2PEG
Ataxin 2 Mutant Kit	500 tests	64ATA2MPEG
APP substrate	5 000 tests	64APPKAA
Biotin-APP substrate-Eu cryptate	5 000 tests	64APBKAA
Human Amyloid beta 1-40 Kit	500 tests	62B40PEG
Human Amyloid beta 1-42 Kit	500 tests	62B42PEG
BDNF Kit	500 tests	62BDNFPEG
GAD67 Kit	500 tests	63ADK002PEG
Human/Mouse HTT, Total Kit	500 tests	64HTTTPEG
Human/Mouse HTT Mutant Kit	500 tests	64HTTMPEG
Human MANF Kit	500 tests	63ADK056PEG
A-Synuclein aggregation Kit	500 tests	6FASYPEG
Alpha-synuclein Total Kit	500 tests	6FNSYPEG
MAP-Tau Kit	500 tests	63ADK008PEG
Tau aggregation Kit	500 tests	6FTAUPEG
Protein Disaggregation Kit	500 tests	64DAGGRPEG
TDP-43 Kit	500 tests	62TDP43PEG
TOM20 Kit	500 tests	64TOM20PEG
Human TREM-2 Kit	500 tests	63ADK099PEG

Also available under 10 000 tests



Bulk size available on request, contact us.

Diabetes

Product	Size	Part Number
Glucagon Serum Kit	200 tests*	62SGLPEF
Glucagon Kit	500 tests	62CGLPEG
Active GLP1 Kit	500 tests	62GLPPEG
Mouse Insulin Serum Kit	200 tests*	62IN3PEF
Insulin Ultra Sensitive Kit	500 tests	62IN2PEG
Insulin High Range Kit	500 tests	62IN1PEG
Rat IGF1 Kit	500 tests	63ADK032PEG
Human PCSK-9 Kit	500 tests	63ADK050PEG

Also available under 10 000 tests and * 5 x 200 tests

Gene therapy

Product	Size	Part Number
AAV1 Kit	500 tests	64AAV1PEG
AAV2 Kit	500 tests	64AAV2PEG
AAV3B Kit	500 tests	64AAV3PEG
AAV5 Kit	500 tests	64AAV5PEG
AAV6 Kit	500 tests	64AAV6PEG
AAV8 Kit	500 tests	64AAV8PEG
AAV9 Kit	500 tests	64AAV9PEG

Also available under 10 000 tests

Hormones

Product	Size	Part Number
Aldosterone Kit	500 tests	64ALDPEG
Cortisol Kit	500 tests	62CRTPEG
Estradiol Kit	500 tests	62ESTPEG
Progesterone Kit	500 tests	6FPROPEG
Prostaglandin E2 Kit	500 tests	62P2APEG
Testosterone Kit	500 tests	64TESPEG

Also available under 10 000 tests

Immunity

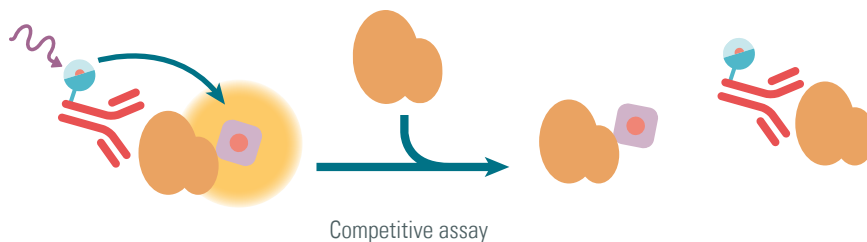
Product	Size	Part Number
Human Granzyme B Kit	500 tests	62HGRZBPEG
HMGB1 Kit	500 tests	62HMGPEG
MDA5 aggregation Kit	500 tests	62TDP43PEG
MDA5 Kit	500 tests	63ADK112PEG
Human Perforin-1 Kit	500 tests	63ADK100PEG
Human STING Binding Kit	500 tests	64BDSTPEG

Also available under 10 000 tests

Inflammation

Product	Size	Part Number
Human Heme Oxygenase Kit	500 tests	64HOX1PEG

Also available under 10 000 tests



Bulk size available on request, contact us.

Intracellular proteins

Product	Size	Part Number
Human c-Myc cell-based Kit	500 tests	63ADK053PEG
Human Ki-67 Kit	500 tests*	64KI67PEG
HIF-1 alpha Kit	500 tests	64HIFPEG
PARP cleaved-Asp214 Kit	500 tests	64PARPEG
Alpha-Tubulin acetyl-K40 Kit	500 tests	63ADK072PEG
Alpha-Tubulin Kit	500 tests	63ADK073PEG

Also available under 10 000 tests

NASH

Product	Size	Part Number
Alpha-SMA Kit	500 tests*	62ASMAPEG
CTGF Kit	500 tests*	64CTGFPEG
Hyaluronic acid Kit	500 tests	63ADK089PEG
Hyaluronic Acid ELISA Kit	96 tests	HYAL-US
Human/Mouse Fibronectin Kit	500 tests*	64HMFNPEG
Human Fibronectin EDA Kit	500 tests*	64HFNEDAPEG
Human MMP1 Kit NEW	500 tests	62MMP1PEG
Human MMP2 Kit	500 tests*	66MMP2PEG
Human MMP9 Kit	500 tests*	66MMP9PEG
Human TIMP1 Kit	500 tests*	64TIMPEG
Procollagen-III-peptide (P3NP) ELISA Kit	96 tests	P3NP-EL-US
Human Pro-collagen Type 1 Kit	500 tests*	63ADK014PEG

Also available under 10 000 tests

Bulk size available on request, contact us.

Phosphodiesterases

Product	Size	Part Number
cAMP - Gs HiRange Kit	1 000 tests	62AM6PEB

Also available under 20 000 tests

Rare diseases

Product	Size	Part Number
Human FMRP Kit	500 tests	63ADK038PEG
Human Frataxin Kit	500 tests	63ADK039PEG
Human MBNL1 Kit	500 tests	63ADK012PEG
Myosin Heavy Chain Kit	500 tests	63ADK098PEG
Human SMN Kit	500 tests	63ADK033PEG
Human Utrophin Kit	500 tests	63ADK035PEG
Mouse Utrophin Kit	500 tests	63ADK070PEG

Also available under 10 000 tests

Virology

Product	Size	Part Number
HIV p24 Kit	500 tests	64P24PEG
HSA Kit	500 tests	6FHSAPEG
SARS-Cov2 capsid Kit	500 tests	63ADK113PEG
SARS-Cov2 Spike S1 Kit	500 tests	63ADK114PEG
S1/ACE21 Kit	500 tests	64BDS1PEG
Viral double-stranded RNA detection Kit	500 tests	64RNAPEG

Also available under 10 000 tests



Tools for PPIs and assay development

HTRF™ enables an unlimited number of biochemical and cellular applications. Whether you are looking to design novel assays or want to convert a current assay to a simpler, more cost-effective HTRF™ format, Revvity's tools for assay development are the ideal solution.

Revvity offers an extensive line of ready-to-use protein-protein interaction reagents labeled with HTRF™

fluorescent dyes (europium- and terbium-cryptates, XL665, and d2) for the development of novel or customer-specific assays.

A wide range of assays have already been produced with these reagents and have proven relevant when addressing interactions of widely varying sizes, affinities, and formats.

Applications

- Biotherapeutics screening
- Protein-protein interactions
 - Small to large complexes
 - Low to high affinity
- Nuclear receptor assays
- Protease and other enzyme assays
- Protein-DNA interaction

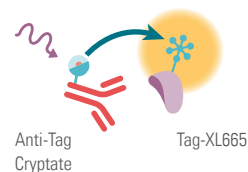
Product platform

- Anti-tag
- Anti-immunoglobulin
- Affinity systems
- Do-it-yourself labeling

Anti-tag

Anti-tag antibodies

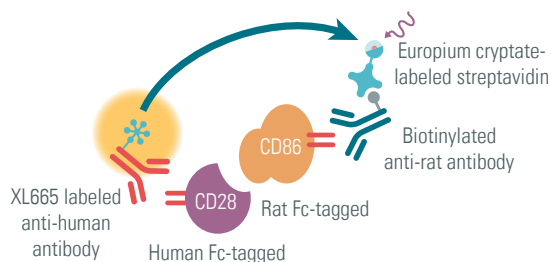
Monoclonal antibodies against the most frequently used proteinic, peptidic, and small organic motifs labeled with HTRF™ acceptor and donor fluorophores. Most antibodies are available labeled with Europium-cryptate, Terbium-cryptate, XL665, or d2 for maximum assay design flexibility.



Product	Size	Part Number
MAb Anti 6HIS-d2	1 000 tests*	61HISDLF
MAb Anti 6HIS-Eu cryptate	5 000 tests	61HISKLA
MAb Anti 6HIS-Eu cryptate Gold	5 000 tests	61HI2KLA
MAb Anti 6HIS-Tb cryptate	1 000 tests*	61HISTLF
MAb Anti 6HIS-Tb cryptate Gold	1 000 tests*	61HI2TLF
MAb Anti 6HIS-XL665	1 000 tests*	61HISXLF
MAb Anti cmc-d2	1 000 tests*	61MYCDAF
MAb Anti cmc-Eu cryptate	5 000 tests	61MYCKLA
MAb Anti cmc-Tb cryptate	1 000 tests*	61MYCTAF
MAb Anti cmc-XL665	1 000 tests*	61MYCXLF
MAb Anti DNP-Eu cryptate	5 000 tests	61DNPKLA
MAb Anti DNP-XL665	5 000 tests	61DNPXLA
Mab Anti FLAG-d2	1 000 tests	61FGBDLF
Mab Anti FLAG-Eu NEW	5 000 tests	61FGBKLA
MAb Anti FLAG M2-XL665	1 000 tests*	61FG2XLF
Mab Anti FLAG-Tb	1 000 tests	61FGBTLF
MAb Anti GST-d2	1 000 tests*	61GSTDLF

Product	Size	Part Number
MAb Anti GST-Eu cryptate	5 000 tests	61GSTKLA
MAb Anti GST-Tb cryptate	1 000 tests*	61GSTTLF
MAb Anti GST-XL665	1 000 tests*	61GSTXLF
MAb Anti HA-d2	1 000 tests*	610HADAF
MAb Anti HA-Eu cryptate	5 000 tests	610HAKLA
MAb Anti HA-Tb cryptate	1 000 tests*	610HATAF
MAb Anti HA-XL665	1 000 tests*	610HAXLF
MAb Anti MBP-d2	5 000 tests	61MBPDAA
MAb Anti MBP-Eu cryptate	5 000 tests	61MBPKAA
MAb Anti MBP-Tb cryptate	5 000 tests	61MBPTAA

Also available under 20 000 tests and * 5 000 and 20 000 tests

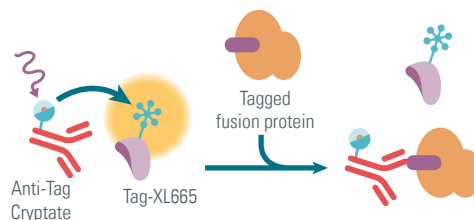


Tag check kits

Ready-to-use Kits for the rapid detection of protein tags. These HTRF™ assays are useful for tagged-protein quantification, monitoring tag accessibility, and eliminating HTS false positives due to compound-tag interference.

Product	Size	Part Number
6HIS check Kit Gold	500 tests*	64HISPEG
FLAG check Kit	500 tests*	64FLAGBPEG
GST check Kit	500 tests	62GSTPEG

Also available under *10 000 tests



Bulk size available on request, contact us.

Anti-immunoglobulin

Anti-species reagents

Secondary antibodies and protein A labeled with HTRF™ donor and acceptor fluorophores. Ideal for use in developing assays for which directly labeled components are not available.

Product	Size	Part Number
PAb Anti Human IgG-Eu cryptate	5 000 tests	61HFCKLA
PAb Anti Human IgG-Tb cryptate	1 000 tests*	61HFCTAF
PAb Anti Human IgG-d2	1 000 tests*	61HFCDAF
PAb Anti Human IgG-XL665	1 000 tests*	61HFCXLF
MAB Anti Human Kappa-Eu cryptate	5 000 tests	61KAPKAA
MAB Anti Human Kappa-d2	5 000 tests	61KAPDAA
PAb Anti Mouse IgG-Eu cryptate	5 000 tests	61PAMKLA
PAb Anti Mouse IgG-Tb cryptate	1 000 tests*	61PAMTAF
PAb Anti Mouse d2	1 000 tests*	61PAMDAF
PAb Anti Mouse IgG-XL665	1 000 tests*	61PAMXLF
PAb Anti Rabbit IgG-Eu cryptate	5 000 tests	61PARKLA
PAb Anti Rabbit IgG-Tb cryptate	1 000 tests*	61PARTAF
PAb Anti Rabbit IgG-d2	1 000 tests*	61PARDAF
PAb Anti Rabbit IgG-XL665	1 000 tests*	61PARXLF
Protein A-Eu cryptate	5 000 tests	61PRAKLA
Protein A-XL665	5 000 tests	61PRAXLA

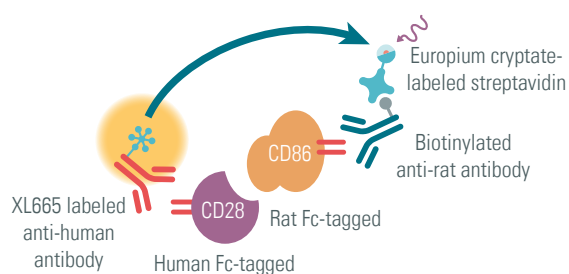
Also available under 20 000 tests and * 5 000 and 20 000 tests

Anti-camelid VHH

Anti VHH reagents

Monoclonal Anti-VHH antibody labeled with HTRF donor. Anti-VHH antibody binds to the native form of both alpaca and llama VHH and recombinant nanobodies.

Product	Size	Part Number
Mab Anti VHH-d2	5 000 tests	610VHDLA
Mab Anti VHH-Eu cryptate	5 000 tests	610VHHTLA
Mab Anti VHH-Tb cryptate	5 000 tests	610VHHKLA
Mab Anti VHH-XL665	5 000 tests	610VHHXLA



Get your guide for setting up protein-protein interaction assays

[Download guide](#)

Bulk size available on request, contact us.

Affinity systems

Streptavidin

High grade streptavidin conjugated to a variety of HTRF™ donor and acceptor fluorophores for the development of assays that include biotinylated components.

Product	Size	Part Number
Streptavidin-Eu cryptate	5 000 tests	610SAKLA
Streptavidin-Tb cryptate	1 000 tests*	610SATLF
Streptavidin-d2	1 000 tests*	610SADLF
Streptavidin-XL665	1 000 tests*	610SAXLF
Streptavidin-XLent!	5 000 tests	611SAXLA

Also available under 20 000 tests and * 5 000 and 20 000 tests

Strep-Tactin®

High grade Strep-Tactin® conjugated to a variety of HTRF™ donor and acceptor fluorophores. Strep-Tactin® conjugates efficiently bind to Biotin, Twin Strep-tag® and Strep-tag®II, making it an ideal choice for use in a variety of assays such as enzyme assays, protein-protein binding assays and molecular biology assays.

Product	Size	Part Number
Strep-Tactin®-d2	5k tests	610STDLA
Strep-Tactin®-Eu	5k tests	610STKLA
Strep-Tactin®-Tb	5k tests	610STTLA
Strep-Tactin®-XL665	5k tests	610STXLA

Buffers

Ready-to-use PPI detection buffers are designed for a rapid assay set-up and to generate reproducible assay results.

Product	Size	Part Number
PPI - Europium detection buffer	200 mL	61DB9RDF
PPI - Europium detection buffer, Low ionic strength NEW	220 mL	61DB11RDF
PPI - Terbium detection buffer	200 mL	61DB10RDF

Bulk size available on request, contact us.

Enzymatic assays

Substrates and regulatory proteins for enzymatic assays

The substrates are designed to monitor protease cleavage of peptidic substrates. A typical format uses a substrate that is biotinylated on one end and directly labeled with Europium cryptate on the other. The detection step is made in presence of

SA-XL665. The enzymatic activity is inversely proportional to the intensity of the FRET signal. For enzymes with high Km constants, the addition of unlabeled substrate may be required to run the enzymatic reaction efficiently.

Similarly, Eu-cryptate ubiquitin can be used as a conjugated protein to study the different enzymatic steps of the protein ubiquitination cascade: activation (E1), conjugation (E2), and ligation (E3). The ubiquitin donor conjugate is most commonly used with biotinylated or tagged target proteins which can then be detected by SA-XL665 or anti-tag acceptor conjugates.

Product	Size	Part Number
APP substrate	5 000 tests	64APPKAA
Biotin-APP substrate-Eu cryptate	5 000 tests	64APBKAA
Biotin-Heparan sulfate-Eu cryptate	5 000 tests	61BHSKAA
Ubiquitin-Eu cryptate	5 000 tests	61UBIKLA

Also available under 20 000 tests

Do-it-yourself labeling

Dye labeling kits

Cryptate and d2 dye labeling Kits for quick, easy labeling of biomolecules with HTRF™ dyes. Each Kit contains an N-hydroxysuccinimide activated HTRF™ dye (Eu³⁺-TBP-NHS cryptate, Lumi4®-Tb-NHS cryptate, and d2 dye) that reacts with primary amines for simplified conjugation. Kits include all the materials necessary for the labeling procedure (except dialysis and concentration devices).

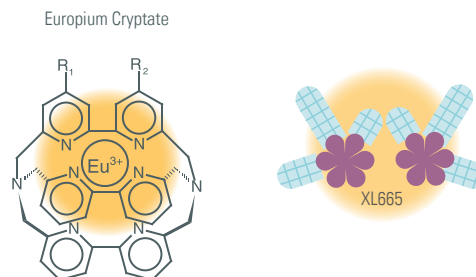
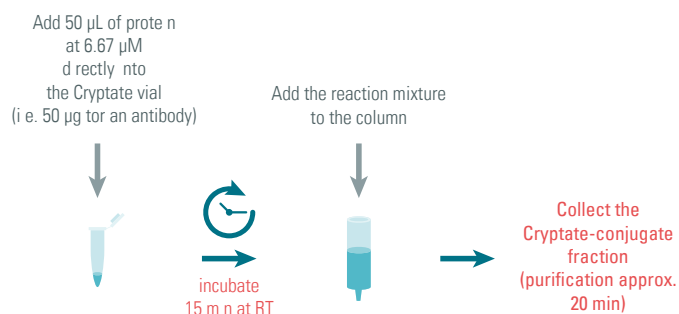
Product	Size	Part Number
d2 Labeling Kit	Labeling Kit	62D2DPEA
Europium Cryptate	Labeling Kit	62EUSPEA
Terbium Cryptate	Labeling Kit	62TBSPEA

Labeling reagents

Reagents designed for labeling biomolecules with Europium-cryptate, XL665, or DNP. Cryptate and XL665 dyes come with several different functional groups for flexibility in label conjugation. These reagents are recommended for experienced users familiar with labeling, protein chemistry, and chromatography.

Product	Size	Part Number
Europium cryptate NH ₂	0,1 mg*	65EU2ABA
Europium cryptate TBP Maleimide	0,1 mg*	65EUMABA
Europium cryptate TBP NHS	0,1 mg*	65EUSABA
XL665 Maleimide	1 mg**	65XLMABB
XL665 NH ₂	1 mg**	65XL2ABB
DNP-NHS	0,2 mg*	65DNSABD

Also available under * 1 mg and **10 mg



Bulk size available on request, contact us.



Kinase biochemical assays

Revvity offers an extensive HTRF™-based line of biochemical and kinase assays and reagents for analyzing serine/threonine, tyrosine kinases. This platform is available in semi-universal and kinase-specific assay formats.

All HTRF™ biochemical kinase assays use nonradioactive, homogeneous protocols, and are compatible with a range of ATP concentrations and substrate types, including whole proteins.

Revvity recently developed a line of kinase Binding assays to specifically monitor kinase/inhibitor interactions and complement its existing kinase activity assay solutions.

The assays can be easily miniaturized for increased throughput, reduced reagent usage, and lower enzyme consumption. Additionally, HTRF™ enables the multiple cell-based assay readings essential for conducting kinetic studies. Revvity also offers cellular kinase assays. For more information please refer to the Cellular Phosphorylation section in this catalog.

Applications

- Serine/Threonine and Tyrosine kinase screening
- Kinase profiling and selectivity
- Kinase/inhibitor Binding monitoring
- Pharmacodynamic studies
- ATPases
- Phosphatases
- Mechanism-of-action studies

Features

- Validated on over 200 kinases
- Low enzyme consumption
- Broad range of ATP (up to mM)
- Study of inactive or mutated kinases

Find out everything about HTRF™ kinase solutions

[Visit webpage](#)

KinEASE™

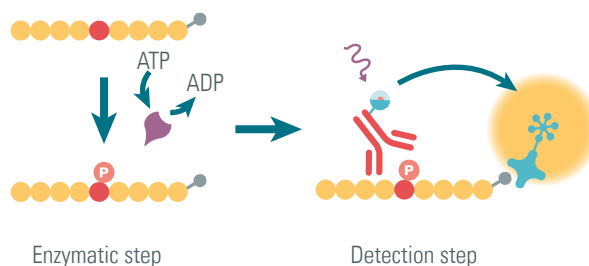
5 Kits to cover serine/threonine and tyrosine kinases

Five highly sensitive universal kinase assays that have been fully validated for over 200 Ser/Thr and Tyr kinases. Each Kit includes a universal biotinylated substrate, a Eu³⁺-cryptate-labeled monoclonal antibody, SA-XL665, and assay buffers.

Serine/threonine assays

Product	Size	Part Number
HTRF™ KinEASE STK Discovery Kit	1 000 tests	62ST0PEB
HTRF™ KinEASE -STK S1 Kit	1 000 tests*	62ST1PEB
HTRF™ KinEASE -STK S2 Kit	1 000 tests*	62ST2PEB
HTRF™ KinEASE -STK S3 Kit	1 000 tests*	62ST3PEB

Also available under * 20 000 tests

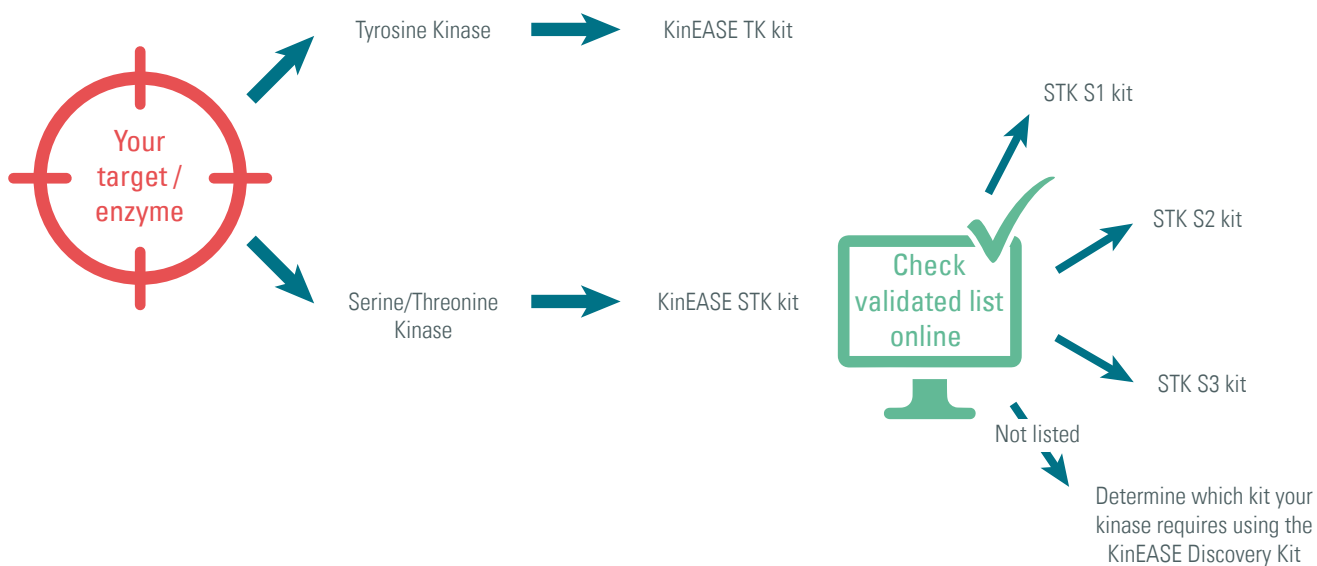


Tyrosine assay

Product	Size	Part Number
HTRF™ kinEASE-TK Kit	1 000 tests*	62TK0PEB

Also available under * 20 000 tests

Find the right assay for your kinase



Exploring the high-potential world of kinases

[Visit webpage](#)

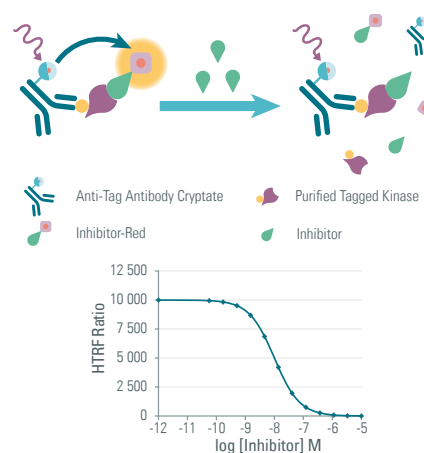
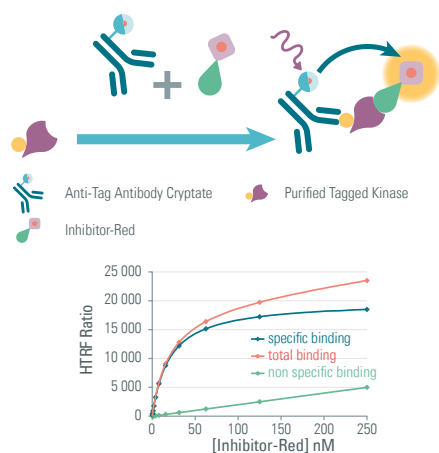
Bulk size available on request, contact us.

Kinase binding assays

Kinase binding, a complementary approach to enzyme activity monitoring

An assortment of Kits and reagents engineered to monitor the specific Binding of Serine/Threonine and Tyrosine kinases to their ATP-competitive inhibitor. Each discovery Kit includes an anti-tag Eu3+-cryptate-labeled antibody (GST, 6HIS and biotin available) and all three fluorophore-coupled inhibitors (Staurosporine, Dasatinib and Sunitinib). Antibody and inhibitor conjugates are also available separately.

- Focus on type I, II and III inhibitors
- Adapted to challenging situations
 - inactive enzyme
 - mutated enzyme
 - unknown substrate
- Enzyme specific (no signal from potential media kinase activity)
- Access kinetic Binding for pharmacodynamics and selectivity studies



Product	Size	Part Number
Kinase-GST Binding Discovery Kit		62KBD01PEA
Kinase-6HIS Binding Discovery Kit		62KBD02PEA
Kinase-Biotin Binding Discovery Kit		62KBD03PEA
Staurosporine-Red	1 nmole*	62KB01REDC
Dasatinib-Red	1 nmole*	62KB02REDC

Product	Size	Part Number
Sunitinib-Red	1 nmole*	62KB03REDC
Mab Anti GST-Eu cryptate kinase Binding	1 000 tests**	62KBGSTKAF
Mab Anti 6His-Eu cryptate kinase Binding	1 000 tests**	62KBHISKAF
Streptavidin-Eu cryptate kinase Binding	1 000 tests**	62KBKSAKAF
Kinase Binding Buffer	20 mL***	62KBBRDD

Also available under * 20 nmol available; **20 000 test-size available and ***200 mL

Optimize your kinase binding assays

[Download guide](#)

Bulk size available on request, contact us.

Kinase-specific assays

Kinase toolbox

An extensive line of HTRF™-labeled, Phospho-specific antibodies and substrates for the construction of high throughput Serine/Threonine and Tyrosine kinase assays.

Serine/threonine assays

Product	Size	Part Number
MAB Anti-Phospho-AKT-Eu cryptate	500 tests	61P15KAE
PAB Anti-Phospho-AKT substrate-Eu cryptate	500 tests	61P02KAE
PAB Anti-Phospho-ATF2-Eu cryptate	500 tests	61P12KAE
PAB Anti-Phospho-C-JUN-Eu cryptate	500 tests	61P14KAE
MAB Anti-Phospho-CREB-Eu cryptate	500 tests	61P13KAE
MAB Anti-Phospho-ELK-1-Eu cryptate	500 tests	61P11KAE
MAB Anti-Phospho-histone H3-Eu cryptate	500 tests	61P07KAE
PAB Anti-Phospho-I kappaB alpha-Eu cryptate	500 tests	61P06KAE
PAB Anti-Phospho-MEK1/2-Eu cryptate	500 tests	61P17KAE
MAB Anti-Phospho-P38-Eu cryptate	500 tests	61P04KAE
MAB Anti-Phospho-p44/42-Eu cryptate	500 tests	61P10KAE
MAB Anti-Phospho-p53-Eu cryptate	500 tests	61P08KAE
PAB Anti-Phospho-PKA substrate-Eu cryptate	500 tests	61P01KAE
PAB Anti-Phospho-PKC substrate-Eu cryptate	500 tests	61P03KAE
MAB Anti-Phospho-SAP/JNK-Eu cryptate	500 tests	61P09KAE
PAB Anti-Phospho-threonine-Eu cryptate	500 tests	61PTRKAE

Also available under 10 000 tests

Bulk size available on request, contact us.

Tyrosine assays

Product	Size	Part Number
MAB PT66-Eu cryptate	5 000 tests	61T66KLA
MAB PY20-Eu cryptate	5 000 tests	61Y20KLA

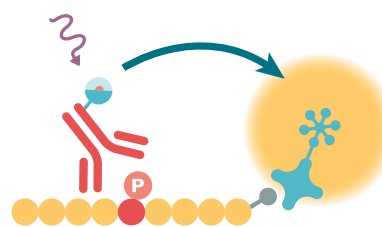
Also available under 20 000 tests

Substrate for tyrosine assays

Product	Size	Part Number
PolyGT-Biotin	5 000 tests	61GT0BLA

Also available under 100 000 tests

See the Tools for Assay Development and PPIs section in this catalog (p.25) for a listing of the anti-tag reagents labeled with acceptors that can be combined with Phospho-specific antibodies to build your assay.



Detection step

Epigenetics

Over the past ten years, significant progress has been made in understanding the key role that epigenetic modifications play in regulating cell activity, and their implications for cell health and disease progression.

Revvity provides a way to explore epigenetic enzymes and proteins such as histone methyltransferases (HMT), demethylases (HDMT), deacetylases (HDAC), sirtuins, and Binding domains as druggable targets.

We offer EPIgeneous® products, a dedicated line of Kits in biochemical and cellular formats for investigations of DNA methyltransferases (DNMTs), HDMTs, HMTs, HDACs, and Ubiquitin ligases.

Applications

- Detecting peptide, nucleosome, full histone, DNA, RNA, and small molecule modifications
- Screening and characterization of enzyme inhibitors

Product platform

- EPIgeneous® Cellular Assays
- EPIgeneous® Biochemical Assays
- Universal Methyltransferase Assay

Discover our products

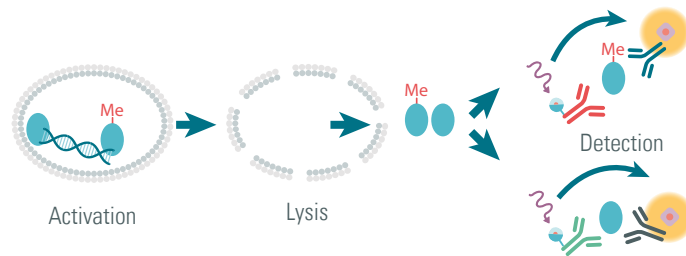
[Visit webpage](#)

EPIgeneous® cellular assays

Homogeneous, highly sensitive cell-based assays for measuring Total histone H3 protein or mark-specific epigenetic Histone H3 modifications. These assays are compatible with both adherent and suspension cells.

Product	Size	Part Number
Total H3 cellular assay Kit	500 tests	62NH3PAE
H3K27Me3 cellular assay Kit	500 tests	62KC3PAE
H3K36Me2 cellular assay Kit	500 tests	62KD2PAE
H3K4Me2 cellular assay Kit	500 tests	62KA2PAE

Also available under 10 000 tests



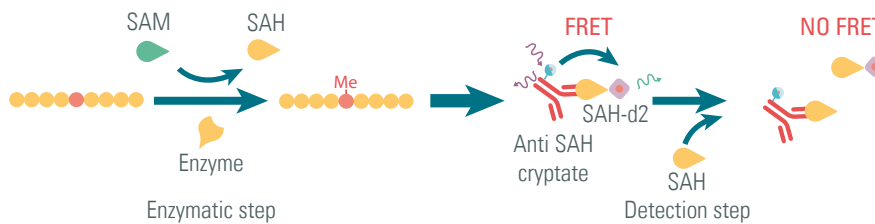
EPIgeneous® biochemical assays

Universal Methyltransferase assay kit

A universal biochemical HTRF™ assay for rapidly measuring the activity of all methyltransferase enzymes that produce S-adenosylhomocysteine (SAH), including the histone (HMTs) and DNA (DNMTs) methyltransferase families. This competitive immunoassay directly detects the level of SAH within samples directly.

Product	Size	Part Number
Methyltransferase assay Kit	1 000 tests	62SAHPEB

Also available under 10 000 tests



Bulk size available on request, contact us.

Epigenetic toolbox

A panel of ready-to-use Eu3+ cryptate-labeled monoclonal antibodies for constructing methyltransferase (HMT), demethylase (HDM), and deacetylation (HDAC) assays.

Each anti-histone HTRF™ methylation antibody is specific for a single histone H3 lysine residue and methylation mark. Antibodies against the unmodified form of specific H3 residues can also be used to create HDAC assays.

The tables below give examples of the enzymatic assays that can be set up for a given epigenetic mark.

Methyl Transferase	Location and Mark		Biotinylated Substrate	MAb
SET7/9	K4	me0 → me1	H3(1-21)K4me0	H3K4me1
JARID1A	K4	me3 → me2	H3(1-21)K4me3	H3K4me2
JARID1C	K4	me3 → me2	H3(1-21)K4me3	H3K4me2
MLL1/WARD	K4	me0 → me2	H3(1-50)K4me0	H3K4me2
MLL1/WARD	K4	me0 → me3	H3(1-50)K4me0	H3K4me3
G9a	K9	me0 → me2	H3(1-21)K9me0	H3K9me2
G9a	K9	me1 → me2	H3(1-21)K9me1	H3K9me2
G9a	K27	me0 → me1	H3(21-44)K27me0	H3K27me1
G9a	K27	me0 → me2	H3(21-44)K27me0	H3K27me2
EZH2(Y641F)	K27	me0 → me3	H3(1-50)K27me0	H3K27me3

Demethylase	Location and Mark		Biotinylated Substrate	MAb
LSD1	K4	me1 → me0	H3(1-21)K4me1	H3K4me0
LSD1	K4	me2 → me0	H3(1-21)K4me2	H3K4me0
JMJD1A	K9	me2 → me0	H3(1-21)K9me2	H3K9me0
JMJD2C	K9	me3 → me2	H3(1-21)K9me3	H3K9me2
JHDM1A	K36	me2 → me1	H3(21-44)K36me2	H3K36me1
JMJD2A	K36	me3 → me2	H3(21-44)K36me3	H3K36me2

Deacetylase	Location and Mark		Biotinylated Substrate	MAb
HDAC1	K9	Ac → unmodified	H3(1-21)K9Ac	H3K9me0
HDAC2	K4	Ac → unmodified	H3(1-21)K4Ac	H3K4me0
HDAC2	K4	Ac → unmodified	H3(1-21)K9Ac	H3K9me0
HDAC3	K9	Ac → unmodified	H3(1-21)K9Ac	H3K9me0
HDAC6	K9	Ac → unmodified	H3(1-21)K9Ac	H3K9me0
HDAC8	K9	Ac → unmodified	H3(1-21)K9Ac	H3K9me0
SIRT1	K9	Ac → unmodified	H3(1-21)K9Ac	H3K9me0
SIRT2	K9	Ac → unmodified	H3(1-21)K9Ac	H3K9me0
SIRT3	K9	Ac → unmodified	H3(1-21)K9Ac	H3K9me0
SIRT6	K9	Ac → unmodified	H3(1-21)K9Ac	H3K9me0

Bulk size available on request, contact us.

Product	Size	Part Number
MAb Anti histone H3K4 Me0Eu(K)	500 tests	61KA0KAE
MAb Anti histone H3K4 Me1Eu(K)	500 tests	61KA1KAE
MAb Anti histone H3K4 Me2Eu(K)	500 tests	61KA2KAE
MAb Anti histone H3K4 Me3Eu(K)	500 tests	61KA3KAE
MAb Anti histone H3K9 Me0Eu(K)	500 tests	61KB0KAE
MAb Anti histone H3K9 Me1Eu(K)	500 tests	61KB1KAE

Also available under 10 000 tests

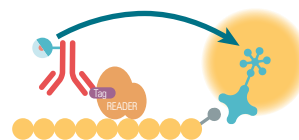
Product	Size	Part Number
MAb Anti histone H3K9 Me2Eu(K)	500 tests	61KB2KAE
MAb Anti histone H3K27 Me1Eu(K)	500 tests	61KC1KAE
MAb Anti histone H3K27 Me2Eu(K)	500 tests	61KC2KAE
MAb Anti histone H3K27 Me3Eu(K)	500 tests	61KC3KAE
MAb Anti histone H3K36 Me1Eu(K)	500 tests	61KD1KAE
MAb Anti histone H3K36 Me2Eu(K)	500 tests	61KD2KAE

Epigenetic binding domain assays

Three assay Kits (A, B, and C) have been validated and fully optimized on a selection of 28 key Binding domains, including bromo-, chromo-, tudor- and MBT domains. For non-validated reader domains, a fourth Kit, the Discovery Kit, enables you to profile which of the A, B, or C Kits offers the best assay solution. All Kits are based on a GST-tagged Binding Domain /biotin-coupled Histone peptide format.

Product	Size	Part Number
Binding Domain Discovery Kit	500 tests	62BDDPEG
Binding Domain Kit A	500 tests*	62BDAPEG
Binding Domain Kit B	500 tests*	62BDBPEG
Binding Domain Kit C	500 tests*	62BDCPEG

Also available under *10 000 tests

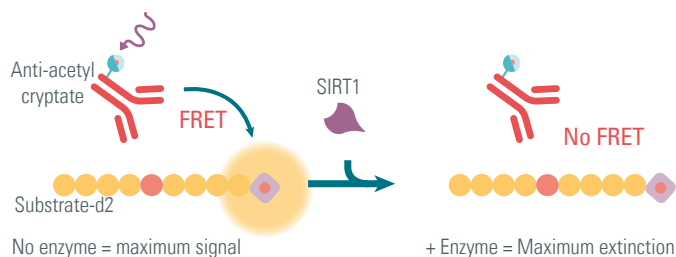


SIRT-1 assay

Ready-to-use HTRF™ Kit for measuring Human SIRT1 deacetylase activity. This assay enables the discrimination of polyphenolic compounds and can be used for the rapid identification of both inhibitors and activators of SIRT1.

Product	Size	Part Number
SIRT 1 Kit	1 000 tests	64SI1PEB

Also available under 20 000 tests



Bulk size available on request, contact us.



Biotherapeutics

Revvity's Biotherapeutic suite of HTRF™- and Tag-lite®-based assays enables researchers to switch from time- and labor-intensive ELISAs to higher throughput assays for the rapid development and manufacturing of potent, highly-selective antibodies.

Revvity's biotherapeutic assays range from sophisticated cellular mechanism-of-action assays, such as cytokines and second messenger analysis and cell based Fc-Binding assays, to simple IgG detection useful during clone screening, bioproduction monitoring, and quality control.

Applications

- Clone selection
- Antibody screening
- Antibody mechanism of action studies
- Bio-similar and bio-better antibody screening
- Affinity maturation
- IgG quantification
- Quality control

Product platform

- Therapeutic antibody screening
- Clone screening and bioproduction
- ADCC and CDC check kits

Faster and easier biotherapeutics screening and characterization

[Visit webpage](#)

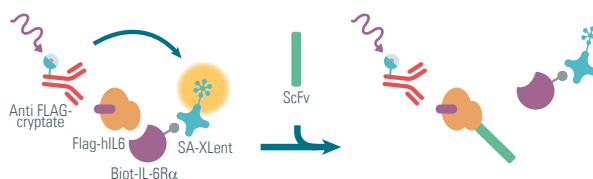
Therapeutic antibody screening

A comprehensive line of PPI reagents and Tag-lite®-based assays to screen therapeutic antibodies for their capacity to bind a soluble (biochemical) or cell-surface target-of-interest. Both HTRF™ and Tag-lite® assays are homogeneous and high-throughput, and can be developed using a number of formats, such as direct Binding assays, competition based immunoassays, and indirect assays using fusion proteins.

Biochemical target

Biologics selection and engineering are key steps in order to reach low picomolar affinities. The full product line of PPI reagents is the ideal solution for screening biologics and running affinity maturation studies.

Check out www.cisbio.com/interactome-universe for product-specific information.



Cell surface target

The panel of Tag-lite® assays enables the rapid selection and affinity optimization of your Biologics on cell surface targets.

See *Ligand Binding Assays* on p13 in this catalog.



Clone screening and bioproduction

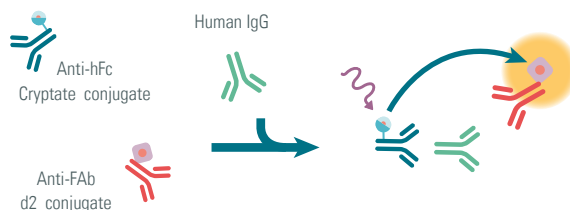
IgG kits

Ready-to-use Kits to quantify Human and Mouse IgGs, Human Kappa and Lambda light chains, and Human Fc-containing proteins. These assays offer a homogeneous, easily miniaturized alternative to conventional ELISAs.

Product	Size	Part Number
Human Fc Kit	500 tests	62HFCPEG
Mouse Fc Kit	500 tests	6FMIGPEG
Rabbit Fc Kit	500 tests	6FRIGPEG
Human IgG Kit	500 tests	6FHIGPEG
Kappa MAb Kit	500 tests	64KAPPEG
Lambda MAb Kit	500 tests	64LAMPEG
Mouse Hybridoma Binding - GST antigen Kit	500 tests	64HYGSTPEG
Mouse Hybridoma Binding - HIS antigen Kit	500 tests	64HYHISPEG

Also available under 10 000 tests

Bulk size available on request, contact us.



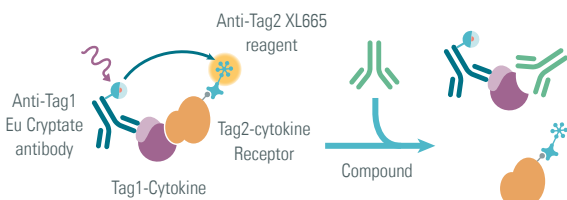
Clone screening and bioproduction

Cytokine receptor/ligand binding kits

Ready-to-use Kits to discover cytokine blocking drugs.

Product	Size	Part Number
Human TNFalpha/TNFR1 Binding Kit	500 tests	64BDTNFPEG
Human IL6/IL6R Binding Kit	500 tests	64BDIL6PEG
Human IL12/IL12Rβ1 Binding Kit	500 tests	64BDIL12PEG
Human IL17A/IL17RA Binding Kit	500 tests	64BDIL17PEG
Human IL23/IL12Rβ1 Binding Kit	500 tests	64BDPIL12PEG
Human IL23/IL23R Binding Kit	500 tests	64BDPIL23PEG

Also available under 10 000 tests



ADCC and CDC check kits

Fc Gamma Receptor (FcγR) and Neonatal Fc (FcRn) binding assays

Tag-lite®-based cellular assays for measuring FcγR-specific antibody Binding. These assays are ideal for predicting antibodies with strong ADCC activity and longer circulating half-lives. They can also be used to assess the degree of antibody afucosylation.

Product	Size	Part Number
CD16a (FcγRIIIa, F158) cellular Kit	100 tests*	6FR3APAG
CD16a (FcγRIIIa, V158) cellular Kit	100 tests*	62C16PAG
CD32a (FcγRIIa, H131) cellular Kit	100 tests*	6FRAHPAG
CD32a (FcγRIIa, R131) cellular Kit	100 tests*	6FRARPAG
CD32b (FcγRIIb) cellular Kit	100 tests*	6FR2BPAG
CD64 (FcγRI) cellular Kit	100 tests*	6FC64PAG
FcRn Kit	100 tests	64FCRNPET

Also available under * 5 and 10 x 100 tests

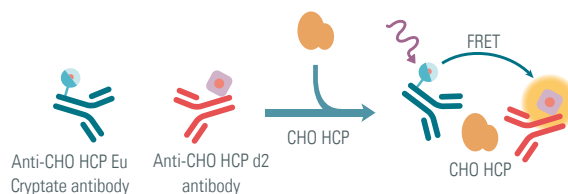
Bulk size available on request, contact us.

Bioprocess

High throughput assays that enable automatization and avoid washing steps during biopharmaceuticals manufacturing and quality control, in a cost and time effective manner. Optimized and ready-to-use CHO HCP detection assays are available using HTRF or AlphaLISA technology.

Product	Size	Part Number
CHO HCP Kit	500 tests	64CHOPEG

Also available under 10 000 tests



ADCC readouts

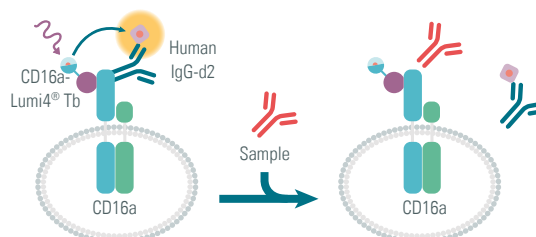
Product	Size	Part Number
Human Granzyme B Kit	500 tests	63ADK095PEH
Human Perforin-1 Kit	500 tests	63ADK100PEG

Also available under 10 000 tests

C1q Binding assay

Product	Size	Part Number
Human C1Q Binding Kit	100 tests	64C1QPET

Also available under 500 tests





Custom Solutions

Outsource your assay developments in total confidence!

Our expertise doesn't end with our extensive catalogue of kits and reagents.

With Revvity's custom solutions, you benefit from a team of experts who can help create the tools you are looking for.

Whatever your project needs, we have the people, experience, and resources to provide the ideal customized, scalable, efficient solution for your research.

- Custom labeling
- Assay development
- Compound profiling

Custom labeling

We label antibodies, peptides, nucleotides or other biomolecules with a wide array of fluorescent dyes for use in our assays.

Thanks to our different labeling techniques and also the large variety of linkers and dyes, we are able to label many kinds of material.

All you need to do is select your fluorophore and send us your material to be labeled. Our experts will handle your labeling and keep you posted at every step of the way. It's that simple!

1 
Select your fluorophore

2 
Send us the material

3 
Track our progress

4 
Receive your labeled material

Custom assay development

In 4-8 weeks, Revvity will develop and deliver your customized assay.

An experienced Project Manager will evaluate your project's chance of success, then work with you to create a customized assay for the target you seek to explore, working in strict confidentiality. We will make sure that the solution works for you by running it on your equipment in your lab.

There is an approach for any need with our 3 custom assay options:

- Biochemical assay
- Cell-based assays
- ELISA conversion



Profiling & Compound/Biologics characterization

Revvity offers the opportunity to outsource the profiling of compounds. Working with small batches of up to 50 compounds, we perform dose-response experiments to validate your hits on a selected panel of assays from our catalog. The standard dose response is an 8-point serial dilution of the compound, done in triplicate.

Our profiling services include:

- Protein-protein interaction.
- Receptors that recognize the Fc portion of IgG.
- GPCR Binding assays
- Phosphodiesterase assays



Revvity, a highly customer-focused company

At Revvity we believe that a customer-focused company is more likely to deliver outstanding service. The reasons lie in our organization, our employees, and their passion for customer service.



Customer Support



Unrivaled Expertise



Customer-centric Approach



Consistency and Persistence

HTRF™ technology

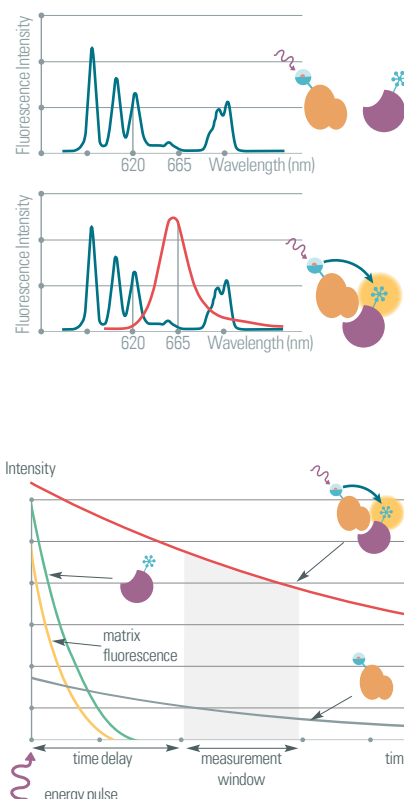
How does it work?

HTRF™ technology combines standard FRET with time-resolved measurement of fluorescence

FRET (Fluorescence Resonance Energy Transfer) is based on the transfer of energy between two fluorophores, a donor and an acceptor, when in close proximity. When two entities come close enough to each other, excitation of the donor by an energy source (e.g. a flash lamp or a laser) triggers an energy transfer towards the acceptor, which in turn emits specific fluorescence at a given wavelength. The detection of specific fluorescence at the acceptor's maximum emission wavelength (i.e. 665 nm, shown in red) is a sign that FRET has occurred, due to the proximity of the two interacting partners.

Time-resolved measurement of fluorescence eliminates short-lived background fluorescence from sample components. The HTRF™ donors have a long fluorescence life. The energy pulse from the excitation source (flash lamp, laser) is then immediately followed by a time delay, allowing interfering short-lived fluorescence (compounds, proteins, medium, etc.) to decay. Because of these spectral properties, a donor-acceptor complex can be detected without the need for physical separation from the unbound partners.

Fully homogeneous, HTRF™ does not require separation steps such as centrifuging, washing, filtration, or magnetic partitioning.



HTRF™ fluorescent partners

The HTRF™ energy donor consists of a rare earth complex in which the lanthanide ion is tightly embedded in a macro cycle. The unique HTRF™ cryptate structure produces stable emissions under a wide range of chemical conditions. These properties enhance the assay window, overall sensitivity, and technology robustness.

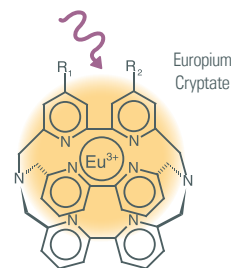
HTRF™ uses various fluorophores, donors, and acceptors to form several TR-FRET pairs with the required FRET properties.

Two HTRF™ donor fluorophores:

- Europium cryptate (Eu^{3+} cryptate)
- Lumi4®-Terbium cryptate (Tb^{3+} cryptate)

Two HTRF™ acceptor fluorophores:

- XL665
- d2



Incomparable miniaturization capabilities

Fluorescence intensity is concentration-dependent rather than quantity-dependent, unlike radioactivity and luminescence.

Proportional reagent volume downsizing offers a straightforward way to miniaturize HTRF™ assays to high density formats such as 384 low-volume or 1 536-well plates.

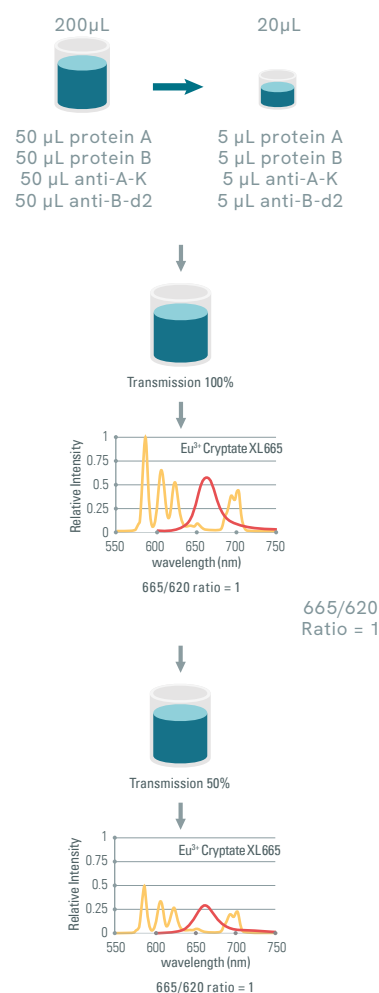
Ratiometric measurement is critical for eliminating compound interference

HTRF™ emissions are measured at two wavelengths, and the ratio of the fluorescence of the acceptor over that of the donor is calculated.

Emissions at 620 nm (donor fluorescence) are used as an internal reference, while emissions at 665 nm (acceptor fluorescence) are used as an indicator of the biological reaction being assessed. A filter effect may occur because of differences in medium additives and/or compound concentrations, which leads to a decrease in the excitation energy delivered. The fluorescence ratio compensates for this phenomenon because both acceptor and donor emissions are affected in the same manner.

It's time to unleash your potential!

[Download guide](#)



Microplates

The right plate for a successful assay

Low volume and regular microplates have been carefully designed to provide the best signal detection environment possible for all HTRF assays: second messengers, phospho-proteins, cytokines and more....

They can be used in a no-transfer protocol with suspension cells or with a transfer step for adherent cells.

Revvity's 96w & 384w microplate can be read on all HTRF certified readers, thus making their implementation in your experiments really easy.

HTRF™ 96-well plate

Product	Size	Part Number
HTRF™ 96 well low volume plate	1 plate	66PL96001
HTRF™ 96 well low volume plate	5 plates	66PL96005
HTRF™ 96 well low volume plate	25 plates	66PL96025
HTRF™ 96 well low volume plate	100 plates	66PL96100
CulturPlate-96, White Opaque 96-well Microplate	50 plates	6005680
CulturPlate-96, White Opaque 96-well Microplate	160 plates	6005688



384-well plate

Product	Size	Part Number
CulturPlate-384, White Opaque 384-well Microplate	50 plates	6007680
CulturPlate-384, White Opaque 384-well Microplate	160 plates	6007688
ProxiPlate-384 Plus, White 384-shallow well Microplate	50 plates	6008280
ProxiPlate-384 Plus, White 384-shallow well Microplate	200 plates	6008289
OptiPlate-384, White Opaque 384-well Microplate	50 plates	6007290
OptiPlate-384, White Opaque 384-well Microplate	200 plates	6007299



More information on our website

[Visit webpage](#)

Readers

VICTOR™ Nivo™ and EnVision™ Nexus™ with HTRF™ certification and Alpha technology

Now certified for use with HTRF™ technology, Revvity's VICTOR Nivo and EnVision with multiple detection technologies including Alpha empowers you to take an orthogonal approach to your research by gathering insights from different perspectives to give you greater confidence in your results.

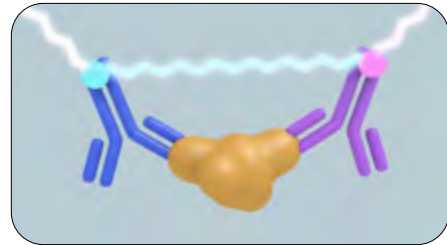


Greater confidence in your results with multiple powerful detection technologies

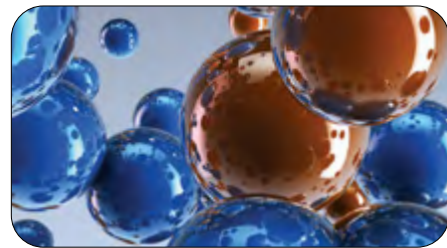
With HTRF™ technology, you will benefit from its ease of use and no wash assays. HTRF kits, with a portfolio that is constantly growing, can enhance your research capabilities on major indications, including but not limited to immuno-oncology, neuroscience, and cardiology.

As for Alpha Technology, it is a versatile, bead-based platform that gives you the power to assay even the most complex samples – all in one well, with no wash steps. Alpha Technology has a solution for nearly every research application.

Revvity has more than 30 years of experience in instrument development so you can expect excellent performance and reliability from our plate readers. With such robust detection capabilities, our microplate readers can help research, screening, and assay development labs achieve scientific discoveries faster and more efficient.



| HTRF™ technology



| Alpha technology

Multimode Microplate Readers for Every Application and Throughput Level

VICTOR™ Nivo™

Industry's Smallest Multimode Plate Reader

- Compact and lightweight
- High performance for routine applications, including biochemical and cell-based assays
- Intuitive, browser-based software allows for remote operation
- All major detection modes including Alpha Technology
- Best for research labs with multiple users and relatively low throughput



EnVision™ Nexus™

Our Fastest, Most Sensitive Plate Reader Ever

- Innovative platform for high-throughput screening
- Easy-to-use Kaleido™ Software 4.0
- High performance optical filter cubes
- Fully automatable for walkaway convenience
- Dedicated high-sensitivity and -speed options for Alpha, Luminescence and TRF
- Best for demanding high-throughput assays



Summary of Modalities¹

	VICTOR Nivo	EnVision Nexus
UV-Vis Absorbance	Filter or spectrometer	Filter and/or quad monochromators
Fluorescence Intensity	Filter	Filter and/or quad monochromators
Luminescence	▪ ²	▪ ²
Ultrasensitive Luminescence		▪
TRF and TR-FRET	Lamp based ³	Lamp or laser based ³
Fluorescence Polarization	▪	▪
Alpha (Laser-Based)	Alpha Standard	Alpha Standard or Alpha HTS
AlphaPlex (Laser-Based)		Alpha Standard
Dual PMT Detector		▪

1 - All instruments are configurable. 2 - Capable of BRET/BRET2 assays. 3 - HTRF™ Certified.

Visit our website for more information.

